




Innovative
drinking
technology



PRODUCT CATALOGUE

Impex Barneveld BV

Pioneer and specialist in the production and marketing of drinking equipment for poultry, pig and livestock farming.



AGRILAND® AUTOMATION

Our automatic water drinking systems belong to the AGRILAND® system group. These automatic drinking systems originate from the need for efficient animal breeding management and are perfected by our technical staff with more than 50 years of experience in the coordination of automation for poultry and pig management.

Knowledge, quality and service

Since its establishment in 1971, Impex Barneveld BV has grown from a pioneer to a world-wide, leading supplier of drinking systems and accessories for poultry and pig farming.

To maintain and continue this leading position and to respond to the needs of the market - now and in the future - Impex continuously innovates its products and service, of which quality, easy operation and efficiency are important aspects.

The years of experience and thorough knowledge in product development ensure that the market signals are translated into a complete product range. Research and development as well as production takes place in our own factory.

Due to its own production, Impex maintains high quality standards and guarantee each product leaving the factory. This guarantee is fully supported by the Impex service department. The 100% service of our technical department assures optimal functioning of our automation systems.

This catalogue offers you, among others, comparisons, data tables and 3D drawings, insight into the various possibilities within our product range.

Impex Barneveld BV



controlled by Impex

Locations

The Impex headquarters is located in Barneveld, the heart of intensive livestock farming. Barneveld and the surrounding area is traditionally known for its intensive poultry farming. Animal breeding, as the "Barneveld hen", the poultry museum, egg auctions and the animal husbandry educational centers provide Barneveld its international reputation.

At the many local test farms Impex comprehensively tests its newest developments in the automation of poultry, pig and livestock farming. Not only in its home market, but also internationally Impex has established an excellent reputation. In addition to the Barneveld headquarters, since 1985 Impex has its own U.S. subsidiary, Impex Gainesville Inc., in Gainesville, Georgia.

World-wide network - Impex distributes its products through its world-wide network of specialized dealers in more than 90 countries. Our distributors have the knowledge and experience to provide the end users with up-to-date advice to equip the drinking systems for livestock. Our dealers also handle the installation of the drinking systems as well as further advice and service, supported by the Impex after-sales team. Through this global network, there is always a skilled Impex distributor nearby.

Impex Barneveld BV

Harselaarseweg 129
3771 MA Barneveld
Phone: +31 (0) 342-416641
E-mail: info@impex.nl

Holland



Impex Gainesville Inc.

2170 Hilton Drive, P.O. Box 3097
Gainesville, GA 30503
Phone: (770) 534-1590 (1-800-255-5024)
E-mail: Impex-usa@att.net

USA



Factory

In the Impex factory near Frankfurt, Germany, all essential components of the wide range of poultry and pig watering systems are produced, assembled and tested. To stay ahead in knowledge, quality and service, Impex continuously invests in its machinery and employees. By keeping up-to-date, Impex maintains its high standard of quality while increasing the production capacity.

Machinery - For the production Impex uses modern machines with CNC technology. These exceptionally fast CAM-controlled machines combine flexibility, accuracy, speed and reliability: characteristics perfectly suited to Impex.



Plastic injection moulding - One of the techniques used in the Impex production process is plastic injection moulding. Impex plastic products must meet individual quality requirements and thus require their own specific characteristics. To achieve this, various raw materials, such as ASA, PP, Delrin® (POM), PCE and S-PVC, are used so that each individual product has its own optimal required features.



Robot assembly - The various drinking nipple components are assembled into complete nipples by robots. These robots are designed and developed for and by Impex. In addition to assembling the nipple drinkers, the robots test and check each individual nipple for leakage to ensure optimal quality and water flow.



Quality control - Impex sets high quality standards for its products. In addition to the 100% individual nipple drinking control by robots, the products are checked with high precision equipment through various analyses on roughness, roundness, flatness, squareness and thickness. Durability testing is also carried out to simulate and guarantee many years of use.



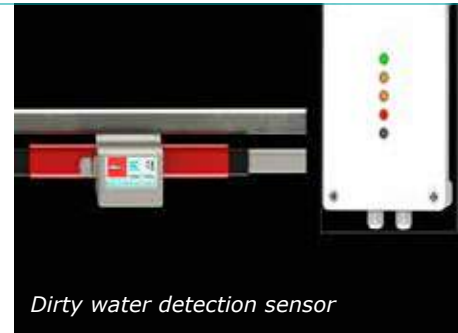
Innovation and education

Impex keeps up-to-date by continuously investing in product and social innovations. The development challenges are the consistent supply of high quality products ensuring optimal hygiene and contributions to efficient management for the end users of Impex products.



ECO regulator

Innovation - Recent Impex innovations include the ECO regulator and the dirty water detection sensor. The ECO automatic regulator always ensures the required optimal and constant water flow rate from the first to the last pig drinker in the entire pig house, regardless of input water pressure. The dirty water detection sensor provides continual information on the drinking water quality, and the drinking water system can be flushed when required for the optimal supply of clean water.



Dirty water detection sensor

Education - Knowledge is an important keyword for Impex. Sharing information to gain knowledge is essential to continued development and improvement. Therefore, Impex gladly works with various test farms, educational institutions, such as PTC+ and Wageningen University, as well as with other innovative companies within the sector.



In addition to providing a high quality product, it is important to transfer knowledge acquired through years of experience to new and existing users. This is achieved through product presentations and training of users and (international) students during company visits and by participating at trade shows world-wide.




Staff - Impex is aware that employees make a difference within an organization. Various on-the-job trainings as well as personal development programs are provided for its employees. These improve the skills throughout the organisation and provide high quality service to the Impex customers.



Index

1 Poultry drinking systems	9	4 Cattle, sheep and horse equipment	77
Impex closed water drinking systems	10	Cattle nipple drinkers	78
Poultry nipples	12	Drinking bowls for cows, horses and sheep	78
Poultry drip and drink cups	21	Polypropylene troughs.....	80
Dirty water detection sensor	24	5 Rabbit equipment	81
Pressure regulators.....	25	Rabbit drinking systems	82
Flushing system kits	27	Rabbit feeders.....	82
End air outlet sets	28	Rabbit accessories	83
Drinking system - accessories	29	6 Hardware and fastening materials	85
Anti-perch systems.....	32	PVC tubing and accessories	86
Water control unit.....	34	Tubing and tubing couplings.....	90
Suspension materials for drinking system	36	Water tanks and equipment	93
Drinking systems for turkeys.....	37	Fitting materials	96
Poultry drinkers - automatic.....	39	Winches, hanging and fastening materials.....	97
Poultry drinkers - manually operated.....	45	7 Medicators and disinfection equipment	105
2 Poultry feeders and equipment	47	Dosatron liquid dosage pumps.....	106
Poultry feeding systems.....	48	Atomist electric sprayers and duster.....	116
Lyon debeakers	50	Disinfection and cleaning materials	116
Nest padding, netlon mesh and egg belt	52	8 Regulation controls	117
Egg candlers and incubators.....	53	Pressure reducers, flush and breather sets.....	118
Egg washers and plucker	54	Flushing system kits	125
Poultry accessories	55	Water dosage	126
3 Pig equipment	57	Water meters and water filters	130
Pig nipple drinkers	59	9 Measuring and weighing equipment	133
Pig drinking nipples.....	60	Meteorological instruments	134
Nipple brackets, clamps and pipes	68	Weighing scales.....	135
Pig drinking bowls.....	69		
Kane automatic drinkers/feeders	71		
Kane sorting panels	72		
Heating mats and heat lamp	72		
Girth tethers and chain.....	73		
Marking sprays and anti-stress devices.....	74		

1
2
3
4
5
6
7
8
9



Poultry drinking systems



1

2

3

4

5

6

7

8

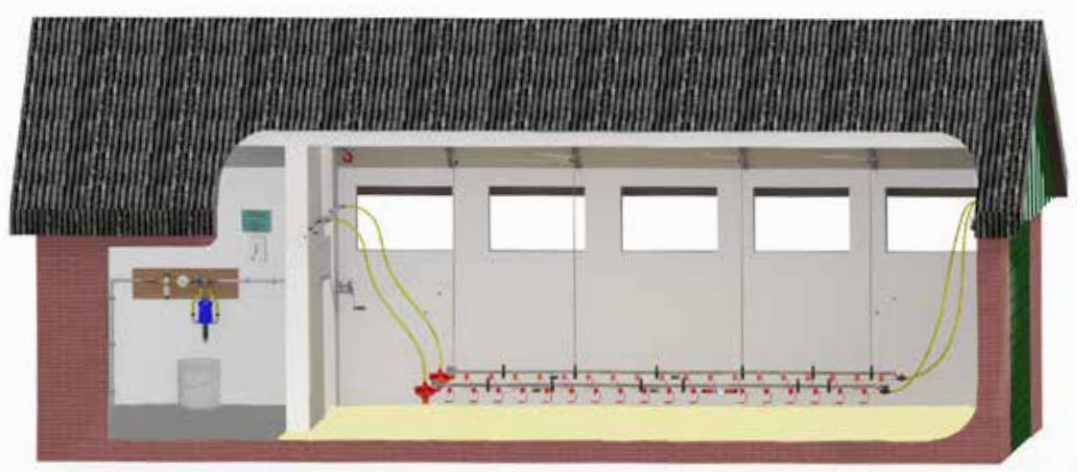
9

Impex closed water drinking systems

Impex closed water drinking systems are suitable for various types of poultry: broilers, layers, pullets, parent stock and free-range birds.

Advantages of closed water drinking systems:

- Optimal hygiene;
- Better water temperature ;
- Minimal water wastage;
- Easy to clean;
- Little maintenance;
- Always enough watering points;
- Optimal supply of medication and additives;
- Dry manure;
- Lower humidity, less ammonia.



How the system works

The main water supply is the water source of the drinking system. Water pressure is reduced to about 1.5 - 2 bar by a main pressure reducer with a combined or separate filter. The water at reduced pressure flows through a water meter where the water consumption can be read. Hereafter the water can be directed through an optional medicine proportioner to add medicine and/or vitamins to the water. The filtered water is directed by a pipe system to the pressure regulator of each individual drinking line. The pressure regulator enables low pressure for optimal nipple and (drink)cup drinker functioning. The pressure is set by the pressure regulator and can be verified by the water level in the air outlet set. The water is now available to the birds from the nipples or (drink)cups.

Nipple drinking systems with drip cup

The nipples of these systems are designed for broilers, layers, rearing and parent stock. As the water supply is higher, a drip cup is needed to catch the spilling water of the birds.

Nipple drinking systems without drip cup

The nipples of these systems are designed for broilers and ducks. They are closed by both a stainless steel ball and pin in s/s seatings. As the water supply is low, no drip cup is needed.

In our factory the poultry nipples are mounted in four standard nipple distances in a square PVC tubing in 3.65 m lengths. (The quantity of nipples is dependent on the quantity and type of poultry and the number of drinking lines). The nipple tubing is connected by special fastening brackets to the stabilizing pipe or aluminium profile. The nipple lines are suspended by a winch system with hanging points at 3 meter intervals.

1 tubing length unit 3.65 m consists of:

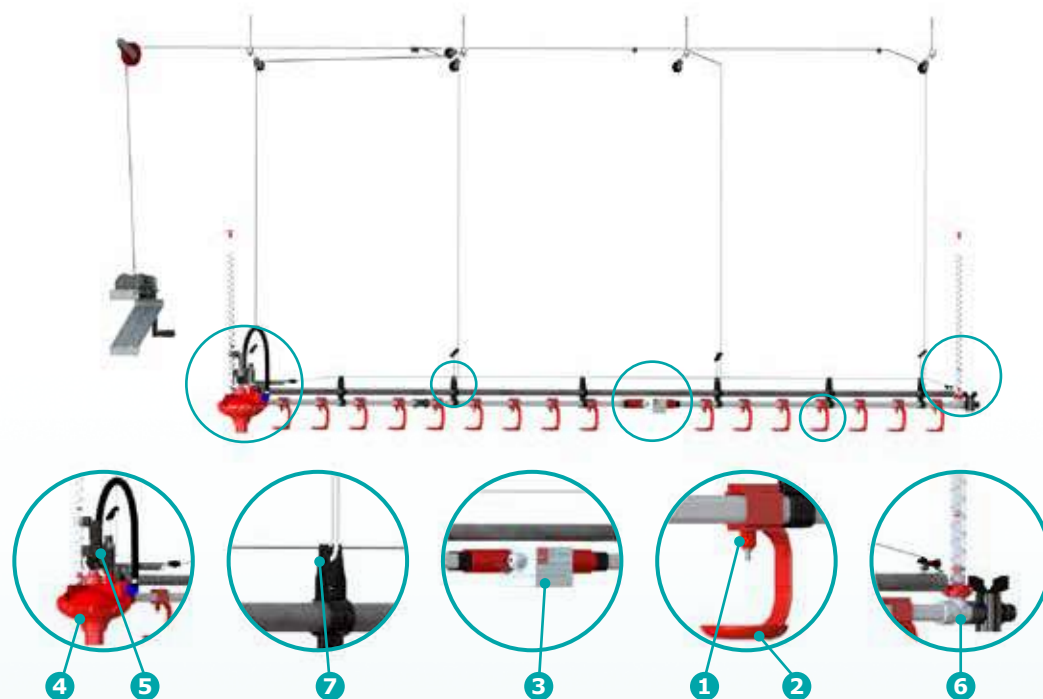
- 1 PVC nipple tubing length, 3.65 m
- 1 PVC tubing connector
- 2 Clamps for PVC tubing connector
- Drinking nipples (24, 18, 15 or 12 nipples per 3.65 m)
- Drip cups (only for nipple drinking systems with drip cup)

With:

- 1 Aluminium profile 3.65 m
- 1 Aluminium connection strip
- 6 Fastening clamps

Or with:

- 1 Stabilizing tubing 3.65 m 25.4 mm Ø
- 6 Fastening clamps



	Page		Page
1 Poultry nipples	12	5 Flushing systems	27
2 Poultry drip and drink cups	21	6 End air outlet sets	28
3 Dirty water detection sensor	24	7 Anti-perch systems	32
4 Pressure regulator sets	25		

- 1
- 2
- 3
- 4
- 5
- 6
- 7
- 8
- 9

Poultry nipples

I-Classic poultry nipples



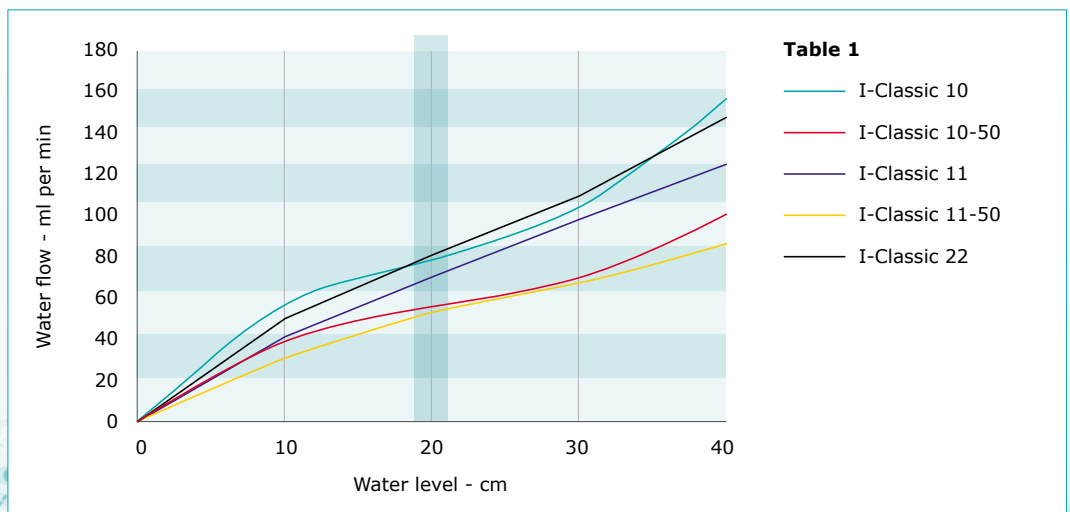
The Impex Classic nipples originates from the first production of Impex drinking nipples started in the year 1965. These nipples are specially designed for poultry from the age of approximately 16 weeks and older and for birds that are used to drink from nipple drinkers. These nipples are precision-made so that the water supply is enough, but not too much when the birds activate the nipple. The nipples have a 180° movable pin. All nipples are made entirely of high-quality stainless steel and some with a Delrin (POM) outer body. These nipples are suitable for especially layers and parentstock. The final nipple choice for layers is depending on the house system, climate conditions and the water supply (nipples, bell drinkers etc.) during the rearing period.

Nipple No.	Description	Water flow *	Fixed top dolly	Drip cup	Water flow table
01.01.11000	I-Classic 10	80 ml/min	No	Yes	1
01.01.11050	I-Classic 10-50	50 ml/min	No	Yes	1
01.03.11100	I-Classic 11	70 ml/min	No	Yes	1
01.01.11150	I-Classic 11-50	50 ml/min	No	Yes	1
02.04.12200	I-Classic 22	80 ml/min	Yes	Yes	1

* Reference value of the flow rates are defined at 20°C and 20 cm water column.

Guidelines I-Classic nipples per type of poultry				Birds per nipple**
Layers, screw-in	I-Classic 10	I-Classic 10-50	I-Classic 22	8-10 free range 6-8 caged
Layers, push-in	I-Classic 11	I-Classic 11-50		8-10 free range 6-8 caged
Parentstock, screw-in	I-Classic 10	I-Classic 10-50		6-8
Parentstock, push-in	I-Classic 11	I-Classic 11-50		6-8

** National or region legislation / climate conditions may require different bird numbers.



I-Classic poultry nipples - stainless steel

I-Classic poultry nipple made of high-quality stainless steel with s/s seating.

Article number	Description
01.01.11000	I-Classic 10 screw-in nipple
01.01.11050	I-Classic 10-50 screw-in nipple

Article number	Description
01.03.11100	I-Classic 11 push-in nipple with mounting rubber
01.01.11150	I-Classic 11-50 push-in nipple with mounting rubber
08.00.11110	Mounting rubber 11-1

I-Classic poultry nipples - delrin outer body

I-Classic poultry nipples with Delrin outer body. Stainless steel inside with s/s seating.

Article number	Description
02.04.12200	I-Classic 22 screw-in nipple with fixed upper cone



1

2

3

4

5

6

7

8

9

I-Flex poultry nipples



A good start is very important for day-old birds. The Impex Flex nipples guarantees easy water access because of its 360° side-action pin. The water supply of these nipples is just sufficient in every stage of the birds life, as a result of its precision-manufacturing. All nipples are made entirely of high quality stainless steel and some with a Delrin outer body. These nipples are especially suitable for broilers, rearing and layers. Nipples used for ducks have a lower water flow as ducks have the tendency to play with the nipple.


Nipple No.	Description	Water flow* pushed in	Water flow* side action	Fixed top dolly	Drip cup	Water flow table
04.04.11200	I-Flex 12	50 ml/min	40 ml/min	Yes	Yes	1
04.04.11300	I-Flex 13	75 ml/min	70 ml/min	Yes	Yes	1
03.01.11401	I-Flex 14-HP	85 ml/min	35 ml/min	No	Yes	2
03.01.11402	I-Flex 14-SP	55 ml/min	20 ml/min	No	Yes	2
03.03.11500	I-Flex 15	85 ml/min	55 ml/min	No	Yes	3
03.01.11550	I-Flex 15-50	60 ml/min	30 ml/min	No	Yes	3
03.01.11510	I-Flex 15-100	125 ml/min	80 ml/min	No	Yes	3
03.01.11600	I-Flex 16	55 ml/min	40 ml/min	No	Yes	2
03.01.11710	I-Flex 17-LF	55 ml/min	30 ml/min	Yes	Yes	4
03.01.11720	I-Flex 17-HF	80 ml/min	40 ml/min	Yes	Yes	4
04.04.11910	I-Flex 19-LF	60 ml/min	40 ml/min	No	Yes	8
04.04.11920	I-Flex 19-HF	95 ml/min	65 ml/min	No	Yes	8
04.04.12310	I-Flex 23-MP	80 ml/min	55 ml/min	Yes	Yes	5
04.04.12410	I-Flex 24-MP	80 ml/min	55 ml/min	Yes	Yes	5
04.02.12500	I-Flex 25	35 ml/min	30 ml/min	Yes	No	6
04.02.12520	I-Flex 25-2	35 ml/min	30 ml/min	Yes	No	6
04.02.12502	I-Flex 25-B	35 ml/min	30 ml/min	Yes	No	6
04.04.12600	I-Flex 26	35 ml/min	30 ml/min	Yes	No	7
04.04.12620	I-Flex 26-2	35 ml/min	30 ml/min	Yes	No	7
04.04.12602	I-Flex 26-B	35 ml/min	30 ml/min	Yes	No	7
04.02.12700	I-Flex 27	35 ml/min	25 ml/min	Yes	No	7

* Reference value of the flow rates are defined at 20°C and 20 cm water column.

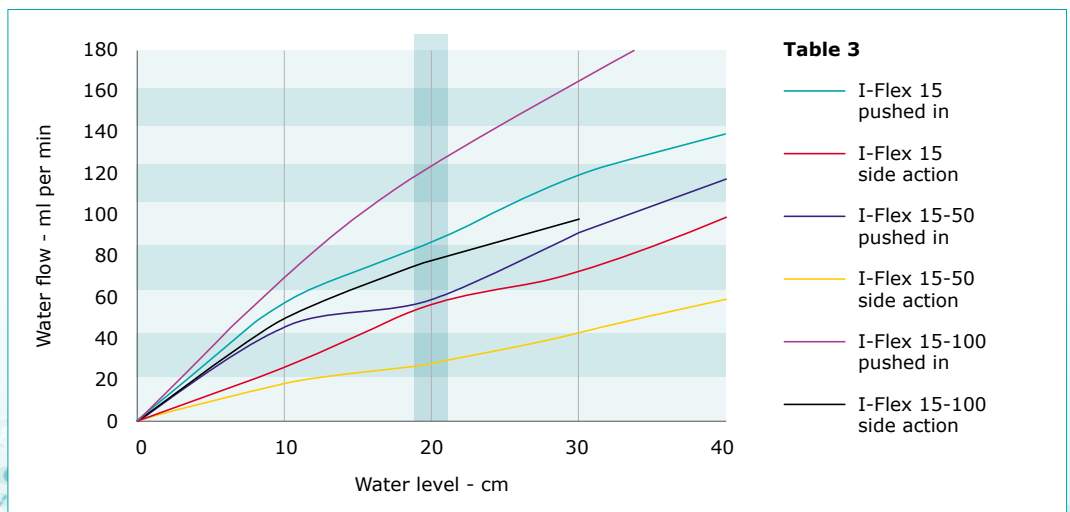
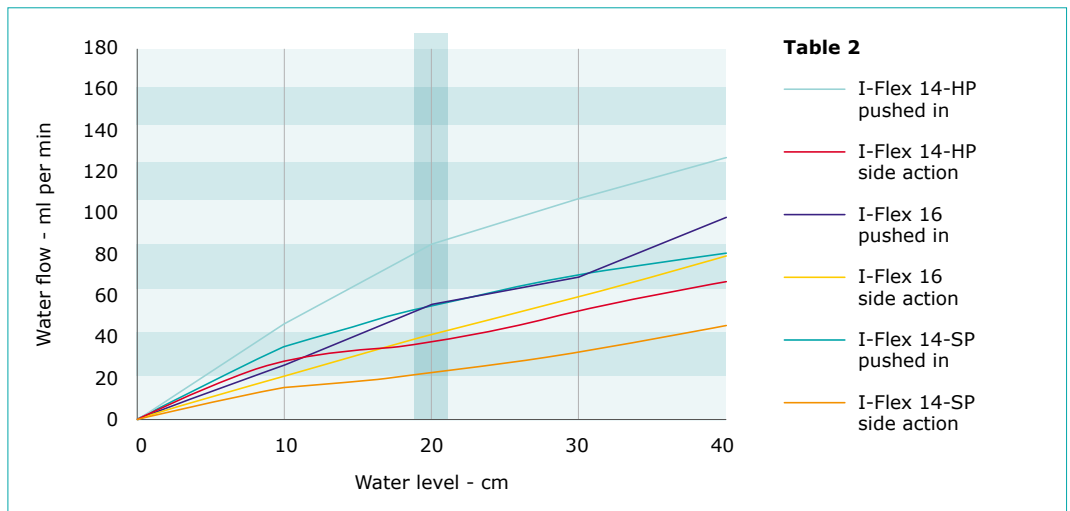
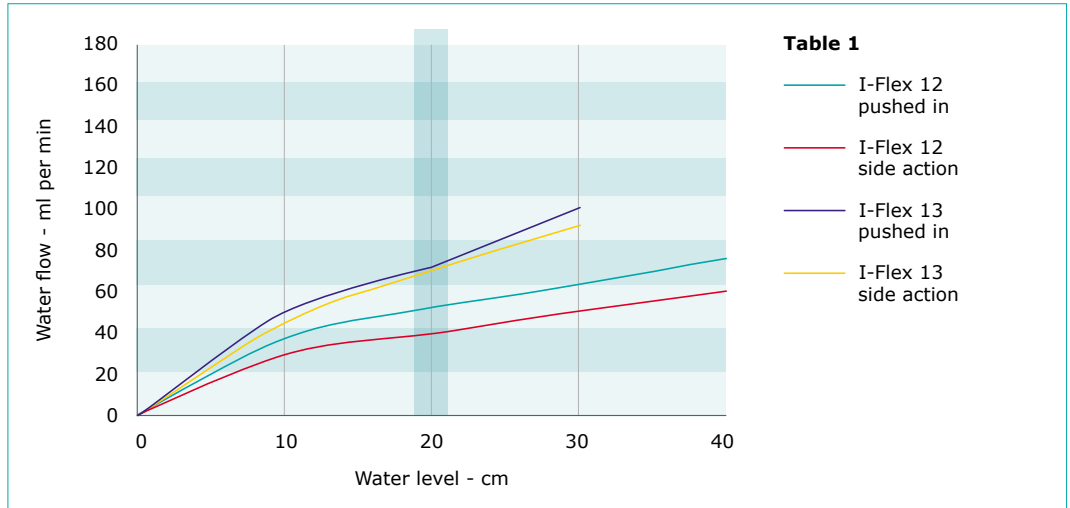
Guidelines I-Flex nipples per poultry type											Birds per nipple*
Layers, screw-in	I-Flex 13 ¹	I-Flex 14-HP	I-Flex 14-SP				I-Flex 17-HF	I-Flex 19-LF	I-Flex 19-HF	I-Flex 24-MP	8-10 free range 16-8 caged
Layers, push-in		I-Flex 23-MP									8-10 free range 6-8 caged
Rearing, screw-in	I-Flex 12	I-Flex 14-HP	I-Flex 15			I-Flex 17-LF	I-Flex 17-HF	I-Flex 19-LF	I-Flex 19-HF	I-Flex 24-MP	8-10
Rearing, push-in	I-Flex 16	I-Flex 23-MP									8-10
Broilers, screw-in	I-Flex 12	I-Flex 14-HP	I-Flex 15	I-Flex 15-50	I-Flex 15-100	I-Flex 17-LF	I-Flex 17-HF	I-Flex 19-LF	I-Flex 19-HF		15-16
	I-Flex 25	I-Flex 25-2	I-Flex 25-B								12-15
Broilers, push-in			I-Flex 26	I-Flex 26-2	I-Flex 26-B						12-15
Broilers J-clip	I-Flex 27										12-15
Ducks	I-Flex 25	I-Flex 25-2	I-Flex 26	I-Flex 26-2	I-Flex 27						6-8

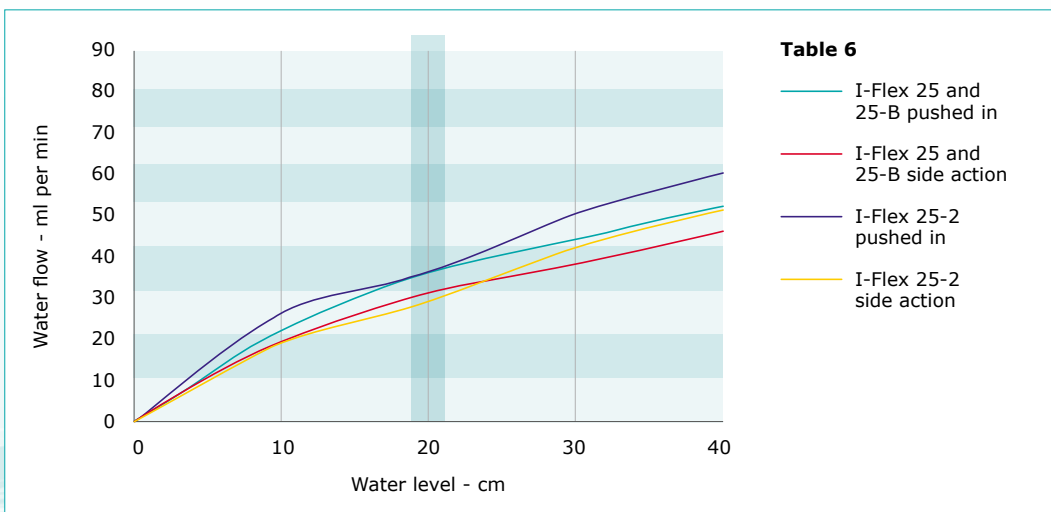
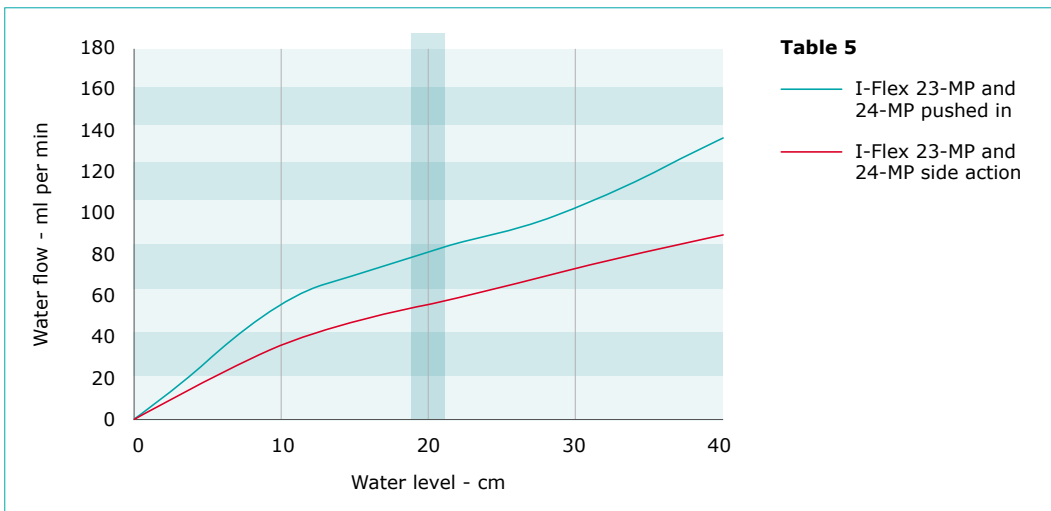
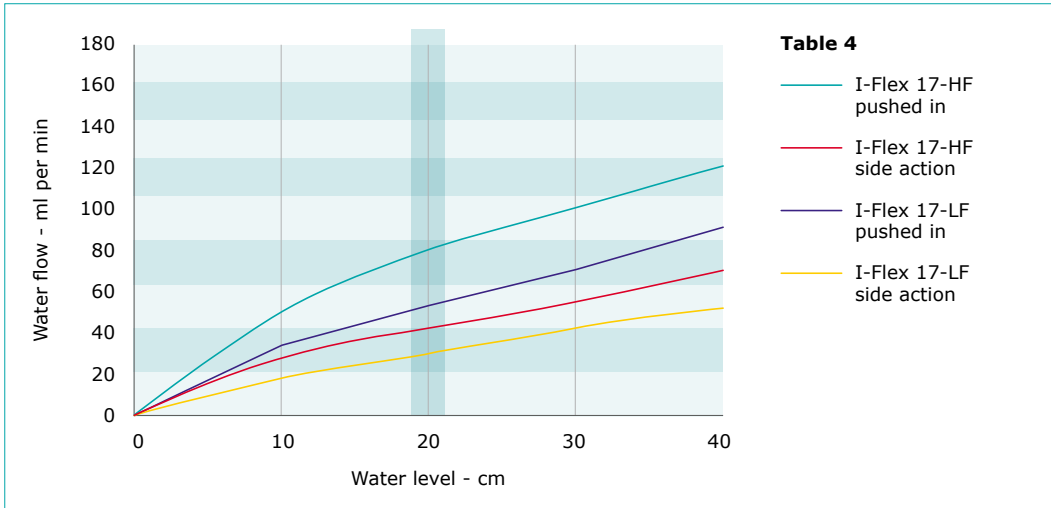
* National or region legislation / climate conditions may require different bird numbers.

- 1
- 2
- 3
- 4
- 5
- 6
- 7
- 8
- 9

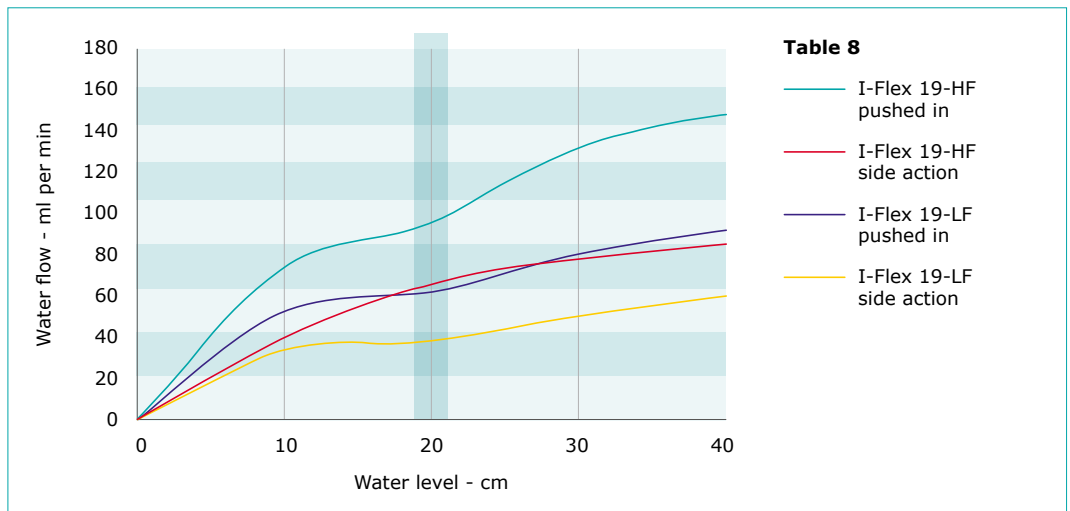
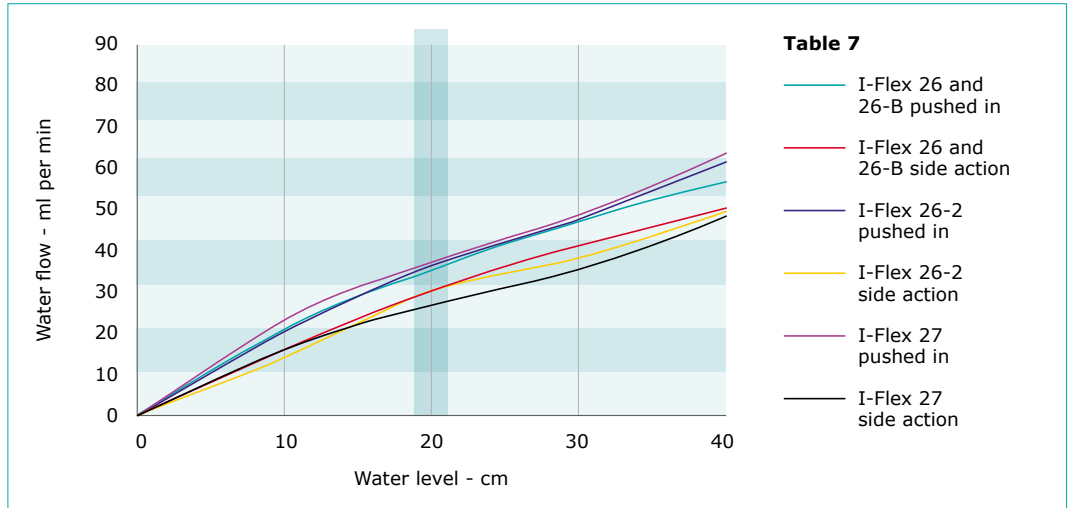


1
2
3
4
5
6
7
8
9





1
2
3
4
5
6
7
8
9



I-Flex poultry nipples - stainless steel

I-Flex poultry nipples with 360° side-action pin. Stainless steel inside with s/s seating.

Article number	Description
03.01.11401	I-Flex 14-HP screw-in nipple
03.01.11402	I-Flex 14-SP screw-in nipple

Article number	Description
03.03.11500	I-Flex 15 screw-in nipple
03.01.11550	I-Flex 15-50 screw-in nipple
03.01.11510	I-Flex 15-100 screw-in nipple

Article number	Description
03.01.11710	I-Flex 17-LF screw-in nipple with fixed upper cone
03.01.11720	I-Flex 17-HF screw-in nipple with fixed upper cone

Article number	Description
03.01.11600	I-Flex 16 push-in nipple with mounting rubber
08.00.11610	I-Flex 16-1 mounting rubber

I-Flex poultry nipples - Delrin outer body

I-Flex poultry nipples with 360° side-action pin, red Delrin outer body. Stainless steel inside with s/s seating.

Article number	Description
04.04.11200	I-Flex 12 screw-in nipple

Article number	Description
04.04.11300	I-Flex 13 screw-in nipple



1

2

3

4

5

6

7

8

9



Article number	Description
04.04.11910	I-Flex 19-LF screw-in nipple
04.04.11920	I-Flex 19-HF screw-in nipple

Article number	Description
04.04.12410	I-Flex 24 screw-in nipple

Article number	Description
04.04.12310	I-Flex 23 push-in nipple with mounting rubber
08.00.11610	Mounting rubber 16-1

I-Flex NC* poultry nipples - Delrin outer body

*NC= No cup required.

Poultry nipples with 360° side-action pin, red Delrin outer body. A metering pin gives a constant water flow. Closed by both a stainless steel ball and pin in s/s seating.

Article number	Description
04.02.12500	I-Flex 25 screw-in nipple

Article number	Description
04.02.12520	I-Flex 25-2 screw-in nipple

Article number	Description
04.02.12502	I-Flex 25-B screw-in nipple with flare pin

Article number	Description
04.04.12600	I-Flex 26 push-in nipple with mounting rubber
08.00.11110	Mounting rubber 11-1

Article number	Description
04.04.12620	I-Flex 26-2 push-in nipple with an extra thick pin with mounting rubber
08.00.11110	Mounting rubber 11-1



Article number	Description
04.04.12602	I-Flex 26-B push-in nipple with flare pin with mounting rubber
08.00.11110	Mounting rubber 11-1



Article number	Description
04.02.12700	I-Flex 27 J-Clip nipple (without saddle adapter)



J-Clip nipple - adapters

PVC adapter, used with J-Clip nipple I-Flex 27.

Article number	Description
08.00.12701	Adapter for round tubing 26.7 mm Ø
08.00.12702	Adapter for square tubing 22 x 22 mm



Nipple guard

This nipple guard promotes correct drinking activation of the nipple by the birds, giving less water spillage.

Article number	Description
10.00.13700	Nipple guard suitable for nipple I-Flex 17-LF and I-Flex 14-SP



Poultry drip and drink cups

Drip cups

Impex RD drip cup, 1-arm type. Mounts to square tubing with fixed clamp with snap-on catch. Suitable for all drinking nipples except J-clip nipple I-Flex 27.

Article number	Description
10.00.13903	Drip cup 7 cm Ø for 22 mm square tubing
10.00.13907	Drip-cup 7 cm Ø for 28 mm square tubing



1

2

3

4

5

6

7

8

9

- 1
- 2
- 3
- 4
- 5
- 6
- 7
- 8
- 9



Impex RD drip cup, 1-arm type. Mounts to square tubing 22 mm with fixed clamp with snap-on catch. Suitable for all drinking nipples except J-clip nipple I-Flex 27.

Article number	Description
10.00.13900	Drip cup 7 cm Ø



Drip cup, small. 1-arm type for better access to the nipple. Mounts to square tubing 22 mm with fixed clamp with snap-on catch. Suitable for all drinking nipples except I-Flex NC nipples.

Article number	Description
10.00.13904	Drip cup 42 x 42 mm



Impex RD 1-arm drip cup for better access to the nipple. Mounts to round tubing 26.7 mm Ø with fixed clamp with snap-on catch. Suitable for J-clip nipple I-Flex 27, with adapter 08.00.12701 and 18.00.12706.

Article number	Description
10.00.13909	Drip cup 7 cm Ø



Drip cup, 2-arm type. Mounts to square tubing 22 mm with a fixed clamp with snap-on catch. Suitable for all drinking nipples except J-clip nipple I-Flex 27.

Article number	Description
10.01.13400	Drip cup 7 x 7 cm
10.01.13405	Drip cup 9 x 9 cm




Impex 2-arm drip cup. With bayonet catch. Without clamp. Suitable for all drinking nipples except I-Flex NC nipples.

Article number	Description
10.00.13410	Drip cup 7 x 7 cm
18.00.14502	Clamp, closed type



Impex RD drip cup. Used after start cup No. 10.00.12901. Without clamp. Suitable for all drinking nipples except J-Clip nipple I-Flex 27.

Article number	Description
10.00.13910	Drip cup 7 cm Ø
18.00.14510	Clamp, closed type



Drink cups

Impex drink cup for drinking systems for broilers, rearing and free-range birds. The water level is adjustable. Mounts to square tubing with fixed clamp with snap-on catch. Suitable for all drinking nipples except I-Flex NC nipples.

Article number	Description
10.00.12800	Drink cup 9 cm Ø
18.00.12822	Spring for drink-cup No. 10.00.12800

Impex drink cup is a start cup for broilers, rearing and ducks. The water level is adjustable. Without clamp.

Article number	Description
10.00.12900	Drink cup 9 cm Ø. Suitable for nipple I-Flex 24
10.00.12901	Drink cup 9 cm Ø. Suitable for nipple I-Flex 25 and I-Flex 26
18.00.14510	Clamp for mounting drink cup to square nipple drinking tubing. Closed type

Impex drink cup for layer and rearing drinking systems. The water level is adjustable. Without clamp. This cup is suitable for all nipples except I-Flex NC nipples.

Article number	Description
10.00.13000	Drink cup 7 cm Ø, without clamp
18.00.14502	Clamp for mounting drink cup to square nipple drinking tubing. Closed type
18.00.13022	Spring for drink cup No. 10.00.13000

Start cup with fixed clamp for floor drinking as extra drinker during the first week. Serves ±120 chicks. Constant water level.

Article number	Description
10.00.13001	Start cup with adapter No. 18.00.17110
10.00.13010	Start cup with adapter No. 18.00.17109
18.00.17109	Adapter 90° round, suitable for nipple I-Classic 10, I-Flex 15/16/17
18.00.17110	Adapter 90° hexagonal, suitable for nipple I-Classic 22 and I-Flex 13

Universal drink cup for layer and rearing cages. Constant water level as the tongue works as a float. Suitable for all stainless steel nipples.

Article number	Description
10.00.13100	Drink cup, 3.5 cm width and 2.3 cm depth, without clamp
10.00.13200	Drink cup, 5 cm width and 4 cm depth, without clamp
10.02.13206	Drink cup, 90° rotated. 5 cm width, 4 cm depth. With 4.5 cm extension piece and clamp
18.00.14501	Clamp, open type
18.00.14502	Clamp, closed type

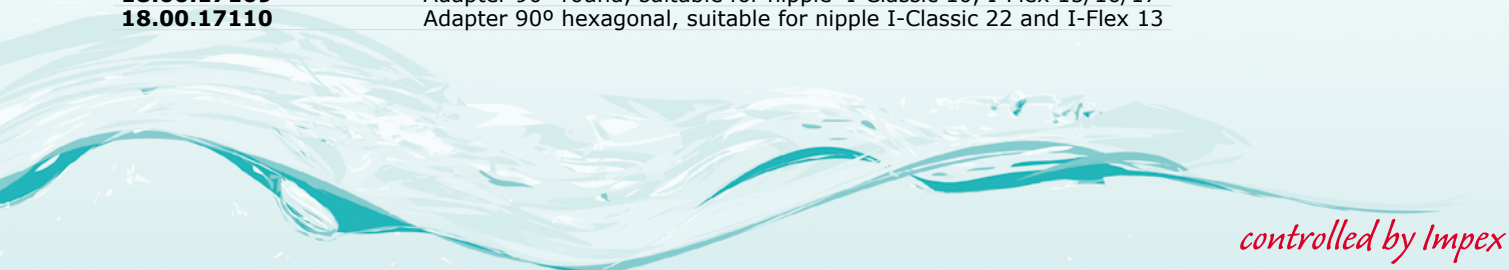
Nipple and cup - accessories



Article number	Description
18.00.12704	Glue adapter, round 20 mm x 1/8" thread
18.00.12706	Glue adapter, round 25 mm x 1/8" thread
18.00.14000	PVC extension piece 90°, 5 cm
18.00.17109	Adapter 90° round, suitable for nipple I-Classic 10, I-Flex 15/16/17
18.00.17110	Adapter 90° hexagonal, suitable for nipple I-Classic 22 and I-Flex 13



1
2
3
4
5
6
7
8
9





Article number	Description
18.00.14100	PVC extension piece, 5.5 cm
18.00.14200	PVC extension piece, 9 cm
18.00.14300	PVC extension piece, 12 cm
18.00.14500	Blocking clamp, prevents the cup from turning
18.00.14501	Clamp, open U type




Article number	Description
18.00.14502	Clamp, closed type
18.00.14503	Safety clip for mounting clamp No. 18.00.14502
18.00.14510	Clamp with snap on catch, suitable for nipple I-Flex 23/24/25/26
18.00.13202	Extension piece (5 cm) for drink cup No. 10.00.13000, 10.00.13100 and 10.00.13200. Without safety clip
18.00.12822	Spring for drink cup No. 10.00.12800



Article number	Description
18.00.13022	Spring for drink cup No. 10.00.13000

Dirty water detection sensor



The Impex dirty water detection sensor continually monitors the drinking water quality, 24 hours a day, 7 days a week, and indicates when the water quality is below the required quality level. The system consists of 2 units: a control unit and a sensor unit. The control unit has 5 indicator lights and is placed in the service room of the poultry house. The sensor unit is installed in the drinking line. The sensor is suitable for 22 x 22 mm square pipe and round pipe 26.7 mm Ø.

Advantages of the Impex dirty water detection sensor:

- Continual information on drinking water quality
- Control system for flushing and cleaning
- Water-saving by flushing at the correct time
- Easy to install and use
- Less cleaning products needed
- Clean drinking water
- Promotes good poultry health and welfare
- Mounting in both round and square nipple drinker tubing

Article number	Description
11.00.58500	Dirty water detection sensor
11.00.58501	Consists of: Control unit
11.00.58502	Sensor unit
12.51.62201	Reduction pieces (2) from round pipe 26.7 mm Ø to square pipe 22 x 22 mm
25.01.22120	Connection pieces (2) for round pipe 26.7 mm



Scan the code above for more information and movie!



Pressure regulators

1 pressure regulators per drinking line is necessary. The maximum line length for a start pressure regulator is 19 units ($19 \times 3.65 = 69.35$ mtr). For lines longer than 19 units a middle pressure regulator is recommended.

Pressure regulators and end sets - I-Flow

I-Flow pressure regulator set with built-in flushing set (for parts see under heading regulation controls).

Article number	Description
12.00.01000	I-Flow pressure regulator



For mounting the pressure regulator at the drinking line, a connection set is needed.

Connection sets I-Flow pressure regulator beginning of drinking line:

Article number	Description
12.00.11001	Stabilization tube 25.4 mm Ø, square nipple tubing 22 mm
12.00.11002	Stabilization tube 26.7 mm Ø, square nipple tubing 22 mm
12.00.11003	Stabilization tube 33.7 mm Ø, square nipple tubing 22 mm
12.00.11004	Stabilization tube 25.4 mm Ø, round nipple tubing 26.7 mm Ø
12.00.11005	Stabilization tube 26.7 mm Ø, round nipple tubing 26.7 mm Ø
12.00.11006	Stabilization tube 33.7 mm Ø, round nipple tubing 26.7 mm Ø
12.00.11007	Aluminium profile, square nipple tubing 22 mm
12.00.11008	Aluminium profile, round nipple tubing 26.7 mm Ø



Connection sets I-Flow pressure regulator middle of drinking line:

Article number	Description
12.00.11051	Stabilization tube 25.4 mm Ø, square nipple tubing 22 mm
12.00.11052	Stabilization tube 26.7 mm Ø, square nipple tubing 22 mm
12.00.11053	Stabilization tube 33.7 mm Ø, square nipple tubing 22 mm
12.00.11054	Stabilization tube 25.4 mm Ø, round nipple tubing 26.7 mm Ø
12.00.11055	Stabilization tube 26.7 mm Ø, round nipple tubing 26.7 mm Ø
12.00.11056	Stabilization tube 33.7 mm Ø, round nipple tubing 26.7 mm Ø
12.00.11057	Aluminium profile, square nipple tubing 22 mm
12.00.11058	Aluminium profile, round nipple tubing 26.7 mm Ø

End air outlet set - I-Flow

Article number	Description
12.00.01500	I-Flow end air outlet set



For mounting the end air outlet at the drinking line, a connection set is needed.

End air outlet connection sets I-Flow:

Article number	Description
12.00.11501	Stabilization tube 25.4 mm Ø, square nipple tubing 22 mm
12.00.11502	Stabilization tube 26.7 mm Ø, square nipple tubing 22 mm
12.00.11503	Stabilization tube 33.7 mm Ø, square nipple tubing 22 mm
12.00.11504	Stabilization tube 25.4 mm Ø, round nipple tubing 26.7 mm Ø
12.00.11505	Stabilization tube 26.7 mm Ø, round nipple tubing 26.7 mm Ø
12.00.11506	Stabilization tube 33.7 mm Ø, round nipple tubing 26.7 mm Ø
12.00.01507	Aluminium profile, square nipple tubing 22 mm
12.00.01508	Aluminium profile, round nipple tubing 26.7 mm Ø



Pressure regulators - Impex

Pressure regulator set with built-in flushing set (for parts see under heading regulation controls).

For mounting the pressure regulator at the drinking line, a mounting set is needed.

Article number	Description
12.50.62300	Start pressure regulator
12.50.62381	Mounting set stabilization tube 25.4 mm Ø, square nipple tubing 22 mm
12.50.62382	Mounting set stabilization tube 25.4 mm Ø, round nipple tubing 26.7 mm Ø
12.50.62383	Mounting set aluminium profile, square nipple tubing 22 mm
12.50.62384	Mounting set aluminium profile, round nipple tubing 26.7 mm Ø

Middle pressure regulator mounting set with built-in flushing set (for parts see under heading regulating control).

Article number	Description
12.50.62350	Middle pressure regulator
12.50.62351	Mounting set stabilization tube 25.4 mm Ø, square nipple tubing 22 mm
12.50.62352	Mounting set stabilization tube 25.4 mm Ø, round nipple tubing 26.7 mm Ø
12.50.62353	Mounting set aluminium profile, square nipple tubing 22 mm
12.50.62354	Mounting set aluminium profile, round nipple tubing 26.7 mm Ø

Pressure regulators Impex - parts for mounting sets

Article number	Description
12.01.10007	Metal nut
12.01.10010	Metal screw
12.01.10021	Washer
12.51.62301	Reducer for pressure regulator, square 22 x 22 mm
12.51.62393	Reducer for pressure regulator, round Ø 26.7 mm

Article number	Description
12.51.62302	Mounting plate for aluminium profile
12.51.62391	Mounting bracket for stabilization tube 25.4 mm Ø
12.51.62392	Mounting bracket for stabilization tube 33.7 mm Ø
60.01.22704	Straight tube connector, 1/2" connection x 1/2" female thread
60.07.90020	S-hook 4 x 11 x 35 mm

Slope pressure regulators

If the slope of the house floor is greater than 15 cm, a slope pressure regulator is necessary to control the water level.

Article number	Description
12.50.62200	Slope pressure regulator
12.51.62201	Reducer round 26.7 mm Ø x 22 mm square
12.51.62202	Diaphragm for slope pressure regulator No. 12.50.62200
12.51.62210	By-pass kit for slope pressure regulator No. 12.50.62200

Slope pressure regulator 22 x 22 mm, maximal flush pressure 2 bar (maximum of 3 per line).

Article number	Description
12.50.62222	Slope pressure regulator. Adjustable for 10-45 cm height difference



1

Flushing system kits

Automatic flushing system kits to automatically flush and clean drinking systems for livestock. The flushing systems can be quickly and simply installed to the pressure regulators. In addition to flushing between flocks, flushing can be done whenever desired for clean and fresh drinking water. For automatic operation, the flushing system can be connected to a flush computer.

Flushing system - I-Flow

Fits to I-Flow pressure regulator No. 12.00.01000.

Article number	Description
12.01.20000	Automatic flushing system



2

3

Flushing system - Impex

Fits to pressure regulators No. 12.50.62300 and No.12.50.62350.

Article number	Description
13.00.62360	Automatic flushing system



4

5

Mounting set for flushing system for stable suspension, protection of the flushing set and to prevent the drinking line from turning.

Article number	Description
12.50.62389	Mounting set for start pressure regulator No. 12.50.62300
12.50.62359	Mounting set for middle pressure regulator No. 12.50.62350



6

7

Controle unit for flushing system


Control unit for automatic flushing system with independent flushing of 7 groups by 7 relays. Time and temperature flushing modes.

Article number	Description
13.00.58000	Control unit
13.00.59000	Water temperature sensor



8

9



End air outlet sets

End air outlet sets - square pipe

End air outlet set with 42 cm inflexible air outlet tube. 1 end air outlet set per pressure regulator is needed; 2 are needed with a middle pressure regulator.

- Parts with* are used with end outlet set No. 14.00.34002
- Parts with ** are used with outlet set No. 14.00.34255

Article number	Description
14.00.34002	End air outlet set *
14.00.34255	End air outlet set shut off **
Parts:	
14.01.34131	Air outlet tube
14.01.34132	Ball
14.01.34134	Plug for air outlet tube
14.01.34201	Reducer 3/4" female thread x 22 mm Ø round
14.01.34202	O-ring *
14.01.34203	Plug 3/4" *
14.01.34204	T-piece square 2 x 3/4" male thread
14.01.34210	End air outlet set without T-piece
14.01.34116	Air outlet set with T-piece, without plug
12.01.10013	Washer 3/4" 24 x 12 x 2 mm **
60.01.22707	Tube connection 3/4" female x 1/2" connection **
74.00.64300	Ball valve 3/4" female x 3/4" male **



End air outlet set with 60 cm flexible tube. 1 end air outlet set per pressure regulator is needed; 2 are needed with a middle pressure regulator.

- Parts with * are used for end outlet set No. 14.00.62150
- Parts with ** are used for end outlet set No. 14.00.62155

Article number	Description
14.00.62150	End air outlet set *
14.00.62155	End air outlet set with shut off **
Parts:	
14.01.34202	O-ring 3/4" *
14.01.34203	Plug 3/4" female thread *
14.01.34204	T-piece square, 2 x 3/4" male thread
12.51.62304	Air outlet tube 1/2" (60 cm) price per mtr
12.51.62305	Pressure spring
12.51.62306	Plug for air outlet tube
12.51.62308	Ball
12.51.62399	Air outlet set without T-piece
12.01.10013	Washer 3/4" 24 x 12 x 2 mm **
60.01.22707	Tube connection 3/4" female thread x 1/2" connection **
60.01.22770	Tube connection 3/4" female thread x 1/2" connection
74.00.64300	Ball valve 3/4" female/ male thread **



End air outlet set - round tubing

End air outlet set for round drinking tube, 26.7 mm Ø, 55 cm flexible tube. 1 end air outlet set per pressure regulator is needed; 2 are needed with a middle pressure regulator.

Article number	Description
14.00.62140	End air outlet set round



Drinking system - accessories

Drink nipple tubing

PVC square nipple tubing, 22 or 28 mm. Various lengths available upon request.

Article number	Description
20.01.36500	PVC nipple tubing 22 x 22 mm, length 3.65 mtr
20.02.36500	PVC nipple tubing 28 x 28 mm, length 3.65 mtr



1

PVC round nipple tubing, 26.7 mm Ø.

Article number	Description
20.03.30000	PVC nipple tubing 26.7 mm Ø, length 3 mtr



2

Plugs - PVC nipple tubing

Article number	Description
25.00.10700	Plug 1/8" male thread
25.00.52500	End plug nipple tubing 20x20 mm square



4

Connection pieces - nipple tubing

Connection pieces for nipple tubing square.

Article number	Description
25.01.22110	PVC connection piece, 22 mm, straight
25.01.22104	PVC connection piece, 28 mm, straight
25.01.22103	PVC connection piece, 22 mm, harmonica type
25.01.22106	PVC connection piece, 28 mm, harmonica type



5

6

7

Article number	Description
25.01.22100	Hard PVC connection piece, 22 mm, length 7.6 cm
25.01.22101	Hard PVC connection piece, 22 mm, length 14 cm




8

Connection piece for round nipple tubing.

Article number	Description
25.01.22120	PVC connection piece, 26.7 mm Ø, straight model
60.01.20020	PVC connecting tubing, 3/4" 20 x 25 mm Ø (50 mtr per roll)



9



Hose clamps

Ear clamp with interlock 7 mm.



Article number	Description
25.02.22101	Hose clamp 28.5 - 31.6 mm Ø, galvanized
25.02.22110	Hose clamp 28.5 - 31.6 mm Ø, stainless steel

Stepless ear clamp 7 mm.



Article number	Description
25.02.22114	Hose clamp 28.4 - 31.6 mm Ø, stainless steel
25.02.22116	Hose clamp 34.4 - 37.6 mm Ø, stainless steel

Powergrip worm screw hose clamp.



Article number	Description
25.02.04020	Powergrip hose clamp 13 x 20 mm Ø, galvanized
25.02.04021	Powergrip hose clamp 13 x 20 mm Ø, stainless steel
25.02.04022	Powergrip hose clamp 14 x 22 mm Ø, galvanized
25.02.04030	Powergrip hose clamp 22 x 30 mm Ø, galvanized

Stabilizing pipe - galvanized

Stabilizing pipe for hanging the drinking lines. The galvanized pipe is slid into the other galvanized pipe. The total length when assembled 3.65 mtr.



Article number	Description
26.01.36500	Stabilizing pipe galvanized, 25.4 mm Ø, 0.9 mm wall thickness
26.02.36500	Stabilizing pipe galvanized, 33.7 mm Ø, 1.2 mm wall thickness

Plugs - galvanized stabilizing pipe

Article number	Description
26.00.00003	End plug stabilizing pipe 25.4 mm Ø
26.00.00004	End plug stabilizing pipe 33.7 mm Ø



Aluminium profile

Aluminium profile for hanging the drinking lines. Length 3.65 mtr.



Article number	Description
26.03.36500	Aluminium profile, 3.65 mtr
26.00.00001	Connection strip for aluminium profile, metal
26.00.00002	End plug for aluminium profile

Pliers

Pliers for mounting hose clamp.

Article number	Description
27.00.22100	Pliers



1

Cutter for PE or PVC tubing.

Article number	Description
27.00.14901	Cutter 42 mm



2

3

Hanging clamps - stabilizing pipe and PVC nipple tubing

Hanging clamp for mounting PVC nipple tubing to stabilizing pipe.

Article number	Description
25.04.24001	Hanging clamp 23.5 mm Ø stabilizing pipe x 22 mm PVC tubing
25.04.24006	Hanging clamp 25.4 mm Ø stabilizing pipe x 22 mm PVC tubing
25.04.24008	Hanging clamp 25.4 mm Ø stabilizing pipe x 28 mm PVC tubing
25.04.24010	Hanging clamp 26.7 mm Ø stabilizing pipe x 22 mm PVC tubing
25.04.24015	Hanging clamp 29.6 mm Ø stabilizing pipe x 22 mm PVC tubing
25.04.24016	Screw with nut for mounting No. 25.04.24015
25.04.24020	Hanging clamp 33.7 mm Ø stabilizing pipe x 22 mm PVC tubing



4

5

Hanging clamps - nipple tubing

Clamp for hanging PVC nipple tubing 22 mm.

Article number	Description
25.04.24200	Hanging clamp for PVC nipple tubing 22 mm



6

7

Hanging clamps - aluminium profile and PVC nipple tubing

Hanging clamp for mounting PVC nipple tubing to aluminium profile.

Article number	Description
25.04.23900	Hanging clamp aluminium profile x 22 mm PVC tubing



8

9

Anti-perch systems

Anti-perch systems

Anti-perch systems prevent birds from sitting on the drinking line. Used for rearing, layers, parent stock and free range birds and in systems with stabilization tubing. There is a choice of two types: Electric shock controller with anti-perch wire and double anti-perch wire system.

- Order for electric shock system: 1 mounting set per drinking line
- Order for double anti-perch wire system: 2 mounting sets per drinking line

Electric shock controller with anti-perch wire:

Article number	Description
15.00.54102	Electric shocker SS-600 H/L with control light. High or low adjustable electric current
15.00.54100	Electric shocker SS-600 P2 suitable for parent stock
15.00.67800	Anti perch wire, 1.5 mm galvanized (length of each drinking line + 3 mtr extra per line)

Mounting set for mounting the Electric shock anti-perch wire.

Article number	Description
15.00.67700	Anti-perch wire mounting set for aluminium profile
15.00.67710	Anti-perch wire mounting set for stabilizing pipe
Parts:	
15.00.67701	Spring
15.00.67702	S-hook
15.00.67703	Clamp
15.00.67704	Stainless steel mounting plate for No. 15.00.67710
12.01.10007	Metal nut for No. 15.00.67710
12.01.10010	Metal screw for No. 15.00.67710
40.01.33061	Cord adjuster

Double anti-perch wire system. An extra wire can be mounted through the support bracket so that an electric shocker is not needed. The support bracket is mounted to the hanging bracket.

- Order per hanging point: 1 S-hook and 2 support brackets with screw and nut
- Order extra per line: 3 support brackets with screw and nut
- Order anti-perch wire: length of each drinking line + 3 mtr extra per line **x 2**

Article number	Description
15.00.67700	Anti-perch wire mounting set for aluminium profile
15.00.67710	Anti-perch wire mounting set for stabilizing pipe
12.01.10007	Metal nut
12.01.10010	Metal screw
15.00.67705	Support bracket double anti-perch wire
15.00.67800	Anti-perch wire, 1.5 mm galvanized
60.07.90020	S-hook 4 x 11 x 35 mm



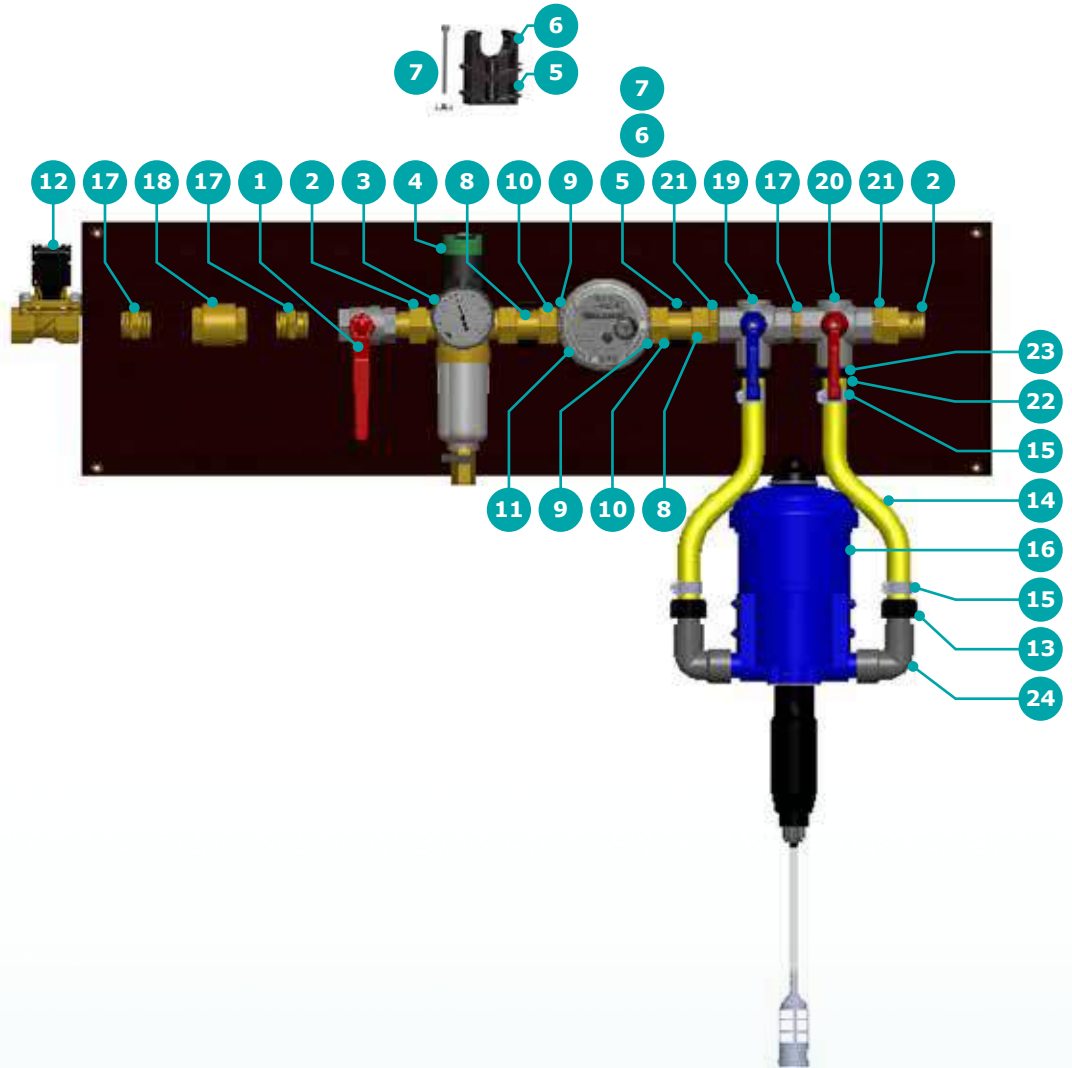
Water control unit

Water control unit


For optimal use of the drinking system a water control unit is recommended. A water control unit consists of a filter combination for reducing and filtering of the water and a water meter mounted on a water resistant panel. It is possible to connect a medicament proportioner and digital display with reset for an accurate digital reading of water consumption.

At least one water filter per poultry house is required!

Article number	Description
30.00.51001	Water control unit 3/4"
30.00.51002	Water control unit 1"



1
2
3
4
5
6
7
8
9



Water control unit - parts

Article number	Description
74.00.63002	Ball valve 3/4" (1)
74.00.63003	Ball valve 1" (1)
60.03.53632	Coupling 1" x 3/4" thread (2)
60.03.53633	Coupling 5/4" x 1" thread (2)
73.01.52900	Manometer 1/4" (3)
73.00.53600	Filter combination 3/4" (4)
73.00.53700	Filter combination 1" (4)
60.00.52013	Fill-in piece 25 mm (5)
60.00.52014	Fill-in piece 32 mm (5)
60.00.52003	Pipe clamp 25 mm (6)
60.00.52004	Pipe clamp 32 mm (6)
60.07.53000	Screw 4 x 50 mm (7)
60.03.53400	Brass coupling 1" female thread
60.03.53401	Brass coupling 5/4" female thread
60.03.19806	Brass reduction ring, 3/4" thread x 1" male thread (9)
60.03.53200	Brass nipple 1" male thread (9)
60.03.53250	Fiber seal 1" (10)
60.03.53260	Fiber seal 5/4" (10)
75.00.55710	Flodis water meter 3/4" (11)
75.00.55910	Flodis water meter 5/4" (11)
74.00.63530	Solenoid valve 3/4" (12)
74.00.63541	Solenoid valve 1" (12)
75.00.58253	Cyble pulse emitter K-1 for Flodis water meters 3/4" and 5/4" (optional)
60.01.22706	Tube connector 3/4" straight (optional) (13)
60.01.01925	Primabel hose 3/4" (optional) (14)
25.02.04030	Powergrip hose clamp 20 x 30 mm (optional) (15)
	Dosatron dosage pumps (optional, various types available) (16)
60.03.53202	Brass thread nipple 3/4" male thread (17)
60.03.53203	Brass thread nipple 1" x 5/4" male thread (17)
74.00.66303	Backflow valve 3/4" (optional) (18)
74.00.66304	Backflow valve 1" (optional) (18)
74.00.64610	3-way ball valve 3/4" SP female thread, blue (19)
74.00.64620	3-way ball valve 1" SP female thread, blue (19)
74.00.64600	3-way ball valve 3/4" female thread, red (20)
74.00.64630	3 way ball valve 1" female thread, red (20)
60.03.53201	Brass reduction ring 3/4" x 1" male thread (21)
60.03.53203	Brass reduction ring 1" x 5/4" male thread (21)
60.01.22705	Straight tube connector 3/4" male thread (22)
60.01.22709	Straight tube connector 1" male thread x 3/4" connection (22)
60.02.33102	O-ring 3/4" (23)
60.02.33202	O-ring 1" (23)
60.01.22940	Knee 3/4" female x male thread (optional) (24)
75.00.50070	PRO.4 digital display (optional)

Water control unit 3/4" - connection materials

Water control unit 3/4" connection materials required to connect the water control unit 3/4" to the drinking line:

Article number	Description
60.01.22708	Straight tube connector 3/4" male thread x 1/2" connection
60.00.30126	PVC round water pipe 25 mm
14.01.34125	T-piece 25 x 3/4" x 25 mm
60.00.52003	Pipe clamp 25 mm
60.07.53000	Screw 4 x 50 mm
60.07.53100	Plug 6.0 x 30 mm
60.01.01217	Primabel tubing 1/2"
25.02.04020	Hose clamp 13 x 20 mm
60.00.32506	Connector 32/25 mm x 3/4" female thread
60.00.92512	Socket 25 mm
60.00.92537	Knee 90°, 25 x 25 mm
60.00.34111	Knee 25 mm x 3/4" female thread
60.00.90010	PVC glue 125 gr
60.00.90011	Giveg tape
60.00.82534	Coupling 25 mm x 3/4" male thread

Water control unit 1" - connection materials

Water control unit 1" connection materials required to connect the water control unit 1" to the drinking line:

Article number	Description
60.01.22708	Straight tube connector 3/4" male thread x 1/2" connection
60.00.30127	PVC round water pipe 32 mm
60.00.92548	T-piece 32 mm
60.00.52004	Hose clamp 32 mm
60.07.53000	Screw 4 x 50 mm
60.07.53100	Plug 6.0 x 30 mm
60.01.01217	Tricoflex tubing 1/2"
25.02.04030	Hose clamp 20 x 30 mm
60.00.83206	Coupling 3/3 32 mm x 1" female thread
60.00.92513	Socket 32 mm
60.00.92538	Knee 90°, 32 x 32 mm
60.00.32506	Coupling 32 mm x 3/4" female thread
60.00.90010	PVC glue 125 gr
60.00.90011	Giveg tape

Suspension materials for drinking system

Basic suspension materials


Basic suspension material set. One set per drinking line is required.

Article number	Description
36.00.90000	Basic suspension material set Consists of:
60.05.85000	1 winch 3N1, max. 425 kg hauling capacity
60.05.85100	1 universal winch wall support
60.06.53050	1 pulley 90 mm, steel/cast iron
60.06.91501	3 pulleys 40 mm, alu/nylon
60.04.60080	10 mtr steel cable 3 mm, galvanized
60.04.60060	3 cable clamps 3/16"
60.07.11481	3 cord sliders
25.04.23900	3 hanging clamps for aluminium profile or
25.04.24006	3 hanging clamps for stablization pipe

Suspension set for drinking line

A suspension set is required for each hanging point (1.2 x number of tubing length units).

Article number	Description
36.00.90001	Suspension set drinking line Consists of:
60.04.60080	3 mtr steel cable 3 mm, galvanized
60.04.60060	1 cable clamp 3/16"
60.06.91501	1 pulley 40 mm, alu/nylon
60.07.90014	4 mtr nylon cord, 4 mm
60.07.11481	1 cord slider
25.04.23900	1 hanging clamp for aluminium profile or
25.04.24006	1 hanging clamp for stablization pipe



Drinking systems for turkeys

Turkey drinking systems

This drinking system is designed for turkeys of all ages. An oval start cup is available for day-old turkeys. For the first few days the water level in the cup can be raised by using the small ball. For adult turkeys a larger cup or a special drip cup ring to enlarge the start cup is available.

Day-old turkeys: 30-40 birds per drinker

Adult turkeys: 15-30 birds per drinker, dependent on sex and weight

Advantages of the nipple cup system for turkeys:

- Designed for turkeys of all ages
- Optimal functioning
- No water wastage and always dry litter
- Permanent supply of fresh water
- Healthy house environment
- Less mortality



Oval start cup

The oval start cup is designed for day-old turkeys. The special oval shape gives young turkeys easy drinking access to the cup. To facilitate the supply of water during the first days, a small ball can be placed in the cup to raise the water level.

Drip cup ring

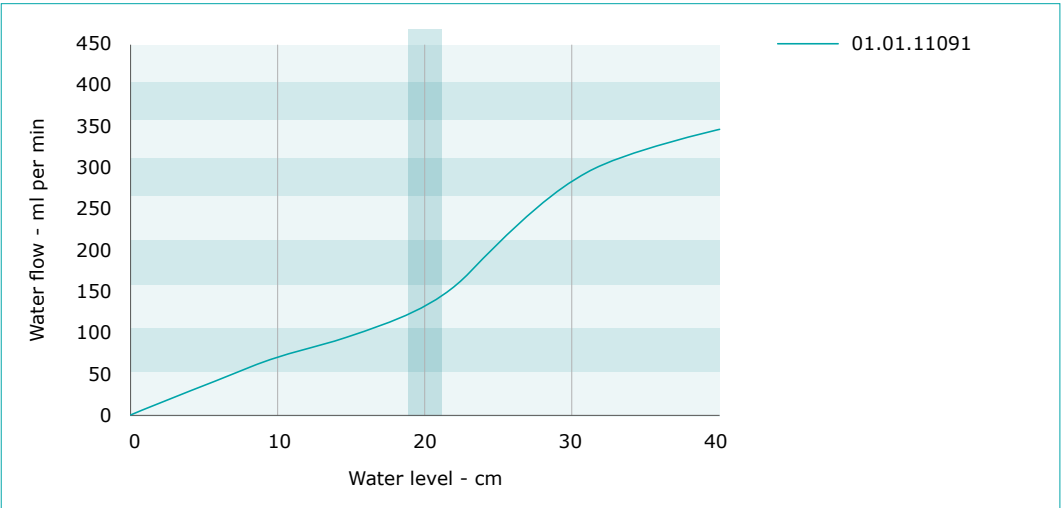
This specially designed drip cup ring enlarges and adapts the start cup to a round drinking cup for adult turkeys.

Round drinking cup

This round drinking cup is for adult turkeys. The round shape reduces water spillage and promotes optimal litter conditions for a healthy environment.

Turkey drinking systems - complete

Article number	Description
38.00.00100	Unit complete rearing 3 cups
38.00.00200	Unit complete rearing 4 cups
38.00.00300	Unit complete rearing 5 cups
38.00.00400	Unit complete rearing/fattening 3 cups with extension ring
38.00.00500	Unit complete rearing/fattening 4 cups with extension ring
38.00.00600	Unit complete rearing/fattening 4 cups with extension ring
38.00.00700	Unit complete fattening 3 cups
38.00.00800	Unit complete fattening 4 cups
38.00.00900	Unit complete fattening 5 cups



Nipple No.	Description	Water flow *
01.01.11091	Stainless steel drinking nipple	130 ml/min

* Reference value of the flow rates are defined at 20°C and 20 cm water column.

Turkey drinking systems - parts

Article number	Description
01.01.11091	Stainless steel poultry nipple
20.03.30000	PVC round nipple tubing 3 mtr, with holes for 3, 4 or 5 cups
25.01.22120	PVC connection piece round
38.01.10405	Orange extension piece
38.01.11201	Hanging clamp nipple tubing

Article number	Description
38.01.10501	Hanging bracket
38.01.10706	Anti perch hanging bracket
38.01.11100	O-ring
38.01.11300	Screw for hanging bracket
38.01.12000	Float ball

Article number	Description
38.01.10201	Start cup for day-old turkeys
38.01.11401	Ring start cup (after 6-7 weeks)
38.01.10105	Round drinking cup for adult turkeys, 20 cm Ø
38.01.10900	Stabilizing pipe 3 mtr galvanized, square
38.01.12100	Pipe connector

Poultry drinkers - automatic

Most round drinkers work only at low pressure at a maximum of 0.4 - 0.6 bar. To achieve this, a water tank or pressure reducer is needed.

Round drinker KH3






KH3 round drinker for broilers, layers, rearing and parent stock complete with saddle connector, ballast tank, main valve and cord set.






- 36 cm Ø, rim height 4.5 cm
- Maximal pressure: 0.5 bar
- 8-10 drinkers per 1000 layers or broilers
- 10-12 drinkers per 1000 breeders
- 12-14 drinkers per 1000 turkeys in rearing

Article number	Description
40.00.13000	KH3 round drinker













Round drinker KH3 - parts

				
Article number	Description			
40.01.13011	Saddle connector with shut off			
40.01.32101	Main valve			
40.01.33200	Bell			
40.01.33210	Ballast hanger			
40.01.33220	Ballast tank			

				
Article number	Description			
40.01.21390	Union			
40.01.33052	Tubing clip			
40.01.33060	Cord set, complete			
40.01.33061	Cord adjuster			
40.01.33230	S-hook			

				
Article number	Description			
40.01.33070	Mechanism cap			
40.01.33080	O-ring			
40.01.33090	Filter			
40.01.33100	Mechanism pipe			
60.07.90014	Nylon cord 4 mm, 3 mtr per drinker			

				
Article number	Description			
40.01.33110	Water level adjuster			
40.01.33120	Lock-nut			
40.01.33130	Main spring			
40.01.32200	Valve assembly complete			
60.01.12787	Tubing 1/4", 3 mtr per drinker			

				
Article number	Description			
40.01.33140	Valve spring			
40.01.33150	Valve pin			
40.01.33160	Washer			
40.01.33170	O-ring			
40.01.33180	Valve housing			



1



Round drinker Aquila MKII

Aquila MKII round drinker for broilers, layers, rearing and parent stock complete with saddle connector, ballast tank, main valve and cord set.

- 36 cm Ø, rim height 4.5 cm
- Maximal pressure : 0.4 - 0.6 bar
- 8-10 drinkers per 1000 layers or broilers
- 10-12 drinkers per 1000 breeders
- 12-14 drinkers per 1000 turkeys in rearing

Article number	Description
40.00.21303	Aquila MKII round drinker

2

Round drinker Aquila MKII - parts

3



Article number	Description
40.01.21044	Clip
40.01.21231	Main valve MKII drinker
40.01.21233	Ballast tank
40.01.21234	Bell
40.01.21241	Ballast hanger

4



Article number	Description
40.01.21180	Cord adjuster
40.01.21235	Mechanism cap
40.01.21390	Union 1/4"
60.01.12787	Tubing 1/4", 3 mtr per drinker
60.07.90013	Nylon cord 3 mm, 2 mtr per drinker

5



Article number	Description
40.01.21150	Lock-nut
40.01.21170	Water level adjuster
40.01.21236	Mechanism pipe
40.01.21238	O-ring
40.01.21560	Filter

7



Article number	Description
40.01.21120	Valve assembly complete
40.01.21130	Valve spring
40.01.21220	Washer
40.01.21237	Main spring, stainless steel
40.01.21700	Valve pin

8



Article number	Description
40.01.21027	Washer saddle connector
40.01.21030	Saddle connector complete
40.01.21160	Valve housing

9

Article number	Description
40.01.21210	O-ring
40.01.21460	Plug



Article number	Description
40.01.21026	Thread nipple 1/4"
40.01.21031	Reduction nipple 1/4" x 1/2" (for metal pipe) male thread
40.01.21032	T-piece 1/4" male thread
40.01.21450	Strip saddle connector
40.01.21570	T-piece 1/4" male x female x male thread



Article number	Description
40.01.08025	In-line shut off 1/4" x 1/4" barb
40.01.21033	T-piece 1/4" x 1/2" x 1/4" male thread
40.01.21500	Saddle connector with built-in shut off
40.01.21580	Reduction piece 1/2" - 1/4" female/male thread

Round drinker Aquila - turkeys

Aquila round drinker for turkeys. Complete with saddle connector, ballast tank, main valve and cord set.

The Aquila MKII round drinker is for turkeys to 3 - 4 weeks (±3 kg). Thereafter, the Aquila turkey drinker is to be used. The main valve of the turkey drinker is identical to the MKII poultry drinker, except the main spring.

- 47 cm Ø
- Maximal pressure: 0.4 - 0.6 bar
- 10-12 drinkers per 1000 turkeys

Article number	Description
40.00.21413	Aquila round drinker for turkeys
40.01.21432	Bell for turkey drinker
40.01.21437	Stainless steel spring for turkey drinker
40.01.21430	Main valve turkey drinker

IP turkey drinker (Aquamax)

IP Turkey drinker. Without ballast tank. Including main valve, saddle connector and cord set.


This drinker is for turkeys from 4 weeks. The Aquila MKII drinker is used for the first 4 weeks.

- 29 cm Ø
- Maximal pressure: 0.4 - 0.6 bar
- 12-15 drinkers per 1000 turkeys

Article number	Description
40.01.14000	IP Turkey drinker
	Parts:
40.01.13011	Saddle connector with built-in shut off
40.01.14100	IP bell
40.01.14101	Upper part IP bell
40.01.21390	Union 1/4"
40.01.32100	Main valve
40.01.33060	Cord set
40.01.33101	Aquamax mechanism pipe
60.01.12787	Tubing 1/4"



1
2
3
4
5
6
7
8
9




Round drinker Rainbow Cavalier

Rainbow round drinker for broilers, rearing and layers. Complete with saddle connector, main valve and cord set. Without ballast bottle. A ballast bottle for parent stock and turkey is recommended.

- 36 cm Ø
- Maximal pressure: 0.4 - 0.6 bar
- 8-10 drinkers per 1000 broilers or layers
- 10-12 drinkers per 1000 parent stock or turkey in rearing

Article number	Description
40.00.30000	Rainbow round drinker

Round drinker Rainbow Cavalier - parts


Article number	Description
40.01.13011	Saddle connector with shut off
40.01.21390	Tube connector 1/4"
40.01.30030	Bell
40.01.30032	Ballast bottle
40.01.30034	Complete valve



Article number	Description
40.01.30035	Hanging cord set
40.01.30037	Valve spring
40.01.30038	Adjusting screw
40.01.30039	Stainless steel valve hook
40.01.30310	Hanging hook for stem



Article number	Description
40.01.30311	Brass nut, screw and washer
40.01.30313	Valve tubing (10 cm per drinker)
40.01.30314	Outlet connector and tubing
40.01.30315	Stem
60.01.12787	Tubing 1/4" (3 mtr per drinker)



Article number	Description
40.01.30316	Valve extension piece
40.01.30317	Valve arm
40.01.30318	Valve top
40.01.30319	Valve housing
40.01.30320	Valve insert piece



Article number	Description
40.01.30321	Aluminum slider

Round drinker standard

Standard round drinker for broilers, layers and rearing. With ballast ring, including 3 mtr 1/2" tubing and hanging cord. Without saddle connector.

- 36 cm Ø
- Maximal pressure: 0.4 - 0.6 bar
- 8-10 drinkers per 1000 broilers or layers

Article number	Description
40.00.19400	Standard drinker



Round drinker standard - parts

				
Article number	Description			
40.01.19402	Bell			
40.01.19403	Adjusting screw			
40.01.19404	Lock-nut			
40.01.19406	Valve stem			
40.01.19408	Valve housing			
				
Article number	Description			
40.01.19409	Valve filter			
40.01.19410	Valve pin			
40.01.19411	Plug			
40.01.19412	Valve spring			
40.01.19413	O-ring			
				
Article number	Description			
40.01.19407	Tubing 1/2"			
40.01.19414	Rubber sealer			
40.01.19415	Main spring			
15.00.67702	S-hook			
60.07.90014	Nylon cord 4 mm			
				
Article number	Description			
40.01.19315	Valve complete			
40.01.19813	Inner valve set			
40.01.33061	Slider			
60.01.12025	T-coupling 25 mm x 3/4" male thread x 25 mm			
60.01.22707	Union 3/4" female thread x 1/2" barb			

Round drinker Aquila broiler

Aquila round drinker for broilers. Complete with saddle connector, ballast bottle, main valve and cord set.

- 34 cm Ø
- Maximal pressure: 0.4 - 0.6 bar
- 8-10 drinkers per 1000 broilers

Article number	Description
40.00.21400	Aquila automatic round drinker for broilers



Round drinker Aquila broiler - parts



Article number	Description
40.01.08025	In-line shut off 1/4" x 1/4" barb
40.01.21044	Clip
40.01.21390	Union 1/4"
40.01.21418	Hanging hook
60.01.12787	Tubing 1/4", 3 mtr per drinker



Article number	Description
40.01.21411	Mechanism lock collar
40.01.21412	Mechanism cap
40.01.21490	Water level adjuster
40.01.21639	Stainless steel main spring
60.07.90013	Nylon cord 3 mm, 2 mtr per drinker



Article number	Description
40.01.21413	Mechanism pipe
40.01.21414	Downspout
40.01.21415	Washer support
40.01.21417	Washer
40.01.21440	Bell



Article number	Description
40.01.21420	Ballast bottle
40.01.21470	Hanger rod
40.01.21480	Hanger ballast nut

Mini drinker

Mini drinker for broilers and rearing. Adjustable float.

- Rim height 5 cm, 20 cm Ø
- Suitable for high and low pressure
- ± 150 chicks per drinker

Article number	Description
40.00.17400	Mini '80 drinker 1/4" connection
40.01.17422	Float valve complete
60.01.12787	Tubing 1/4" (30 mtr/roll)
60.01.22201	T-piece 1/4" to split tubing for extra connections

Round drinker TN380

Round drinker for all poultry types. With valve, 8 nipples and drip-cups.

- 38 cm Ø
- Maximal pressure: 0.4 - 0.6 bar
- 80-100 birds per drinker

Article number	Description
40.00.49000	Poultry drinker TN380
04.04.12410	Poultry nipple drinker I-Flex 24
10.00.13410	Impex drip cup



Poultry drinkers - manually operated

Fountain drinkers

Fountain drinkers PE, with tapered top.

- Fountain drinker 1 ltr: 15.2 cm Ø. ±100 chicks per drinker
- Fountain drinker 5 ltr: 26.7 cm Ø. ±80 layers per drinker

Article number	Description
41.00.17301	Bottom 1 ltr
41.00.17302	Top 1 ltr
41.00.17351	Bottom 5 ltr
41.00.17352	Top 5 ltr

Fountain drinkers PE, with flat top.

- Fountain drinker 3 ltr: 22 cm Ø. ±150 chicks per drinker
- Fountain drinker 6 ltr: 28.4 cm Ø. ±85 layers per drinker
- Fountain drinker 10 ltr: 35.5 cm Ø. ±100 layers per drinker

Article number	Description
41.00.17331	Bottom 3 ltr
41.00.17332	Top 3 ltr
41.00.17361	Bottom 6 ltr
41.00.17362	Top 6 ltr with handle
41.00.17311	Bottom 10 ltr
41.00.17312	Top 10 ltr with handle

Poultry drinker with lid

Poultry drinker with lid and handle for all poultry types. Capacity 12 ltr. Easy to clean. 36 cm Ø. ±100 layers per drinker.

Article number	Description
41.00.14211	Poultry drinker 12 ltr

Poultry drinker with nipple

Poultry drinker 1 ltr, with lid and drink nipple with 90° extension piece. Dimensions L x W x D: 19 x 11 x 12.5 cm. 10 layers per drinker.

Article number	Description
41.00.14219	Drinker 1 ltr

Poultry drinker with water tank

Poultry drinker with constant water level for all poultry types. Easy to handle. 19 cm drinking height. Capacity 30 liter. ±80 layers per drinker.

Article number	Description
41.00.47900	Poultry drinker 30 ltr

Poultry drinker with constant water level for all poultry types. Easy to handle. 19 cm drinking height. Capacity 30 liter. One piece construction. ±80 layers per drinker.

Article number	Description
41.00.14262	Poultry drinker 30 ltr



1

2

3

4

5

6

7

8

9

Pigeon drinker

PVC pigeon drinker, 3 ltr capacity, 8 drinking places.



Article number	Description
41.00.13500	Pigeon drinker 3 ltr

Cage drinker - PVC

Drinker to hang on cage wall, 0.3 ltr capacity.



Article number	Description
42.00.13800	PVC drinker 0.3 ltr

Drinking and spillage water troughs

PVC spillage trough, for under nipple tubing. Height 40 mm, 26 mm upper opening, 2 mm wall thickness. Green.



Article number	Description
42.01.20500	Trough, length 4 mtr
42.01.20501	Overflow
42.01.20502	Connecting piece
42.01.20503	End piece
42.01.20504	Hanging hook

PVC spillage trough, for under nipple tubing. Height 50 mm, 45 mm upper opening, 2 mm wall thickness. Green.



Article number	Description
42.01.20550	Spillage trough, length 5 mtr
42.01.20551	Overflow
42.01.20552	Connecting piece
42.01.20553	End piece
42.01.20554	Hanging hook

PVC spillage trough, for under nipple tubing. Height 23 mm, 50 mm upper opening, 1.5 mm wall thickness. White.



Article number	Description
42.01.20610	Spillage trough, length 4 mtr
42.01.20612	Connecting piece
42.01.20613	End piece
42.01.20614	Hanging hook

PVC spillage trough, for under nipple tubing. Height 19 mm, 70 mm upper opening, 1.5 mm wall thickness. White.



Article number	Description
42.01.26310	Spillage trough, length 4 mtr
42.01.26322	Connecting piece
42.01.26332	End piece

Poultry feeders and equipment



1

2

3

4

5

6

7

8

9

Poultry feeding systems

The European Union (EU) sets minimum standards for the welfare of laying hens kept in various systems to protect the hens and regulate fair competition between producers of different Member States.

For feeding systems the guideline is: linear feeders (at least 10 cm per hen); round feeders (at least 4 cm per hen).

Feed trays

PVC feed tray, round model. For day-old chicks.



Article number	Description
43.00.40030	Feed tray 30 cm Ø. Height 4.5 cm. 1 feed tray serves ±100 chicks
43.00.40031	Feed tray 40 cm Ø. Height 5 cm. 1 feed tray serves ±150 chicks

Feed troughs

PVC feeding trough with adjustable grill.



Article number	Description
43.00.44200	Feeding trough 30 x 7 x 5 cm. 1 feed trough serves ±30 chicks
43.00.44300	Feeding trough 40 x 7 x 5 cm. 1 feed trough serves ±50 chicks
43.00.44400	Feeding trough 50 x 7 x 9 cm. 1 feed trough serves ±70 chicks
43.00.44600	Feeding trough 50 x 14 x 9 cm. 1 feed trough serves ±10 laying hen
43.00.44700	Feeding trough 75 x 14 x 9 cm. 1 feed trough serves ±15 laying hen

Feeders - PVC

Feeder AL-1 PVC. Standing type. Suited for rearing cages. Feed tray 17 cm Ø, 5 cm rim height. 1 feeder serves ±50 chicks.



Article number	Description
43.01.44301	Top feeder AL-1
43.01.44302	Bottom feeder AL-1

Feeder AL-10 PVC. Hanging or standing type. With spillage ring, lid, hanging cord and height adjuster. Feed tray: 36 cm Ø, 5 cm rim height. 1 feeder serves ±25 laying hen.



Article number	Description
43.00.40041	Feeder AL-10. ±10 kg capacity
43.01.44101	Bottom feeder AL-10
43.01.44102	Lid for feeder AL-10
43.01.44103	Top feeder AL-10
43.01.44104	Spillage-ring feeder AL-10

Feeder AL-5/AL-18 PVC. Both hanging and standing. Without hanging cord and height adjuster. Adjustable feed level. Feed tray 42 cm Ø, 7 cm rim height. 1 feeder serves ±32 laying hen.



Article number	Description
43.00.40047	Feeder AL-5. ±5 kg capacity
43.00.40046	Feeder AL-18. ±18 kg capacity
Optional:	
43.01.44610	Lid, for feeder AL-5 or AL-18
40.01.33600	Hanging cord set (galvanized S-hook and 3 mtr cord)

Feeder AL-5/AL-18 - parts



Article number	Description
43.01.40472	Feeder top AL-5
43.01.40471	Support rod feeder AL-5
43.01.40462	Feeder top AL-18
43.01.40461	Support rod feeder AL-18
43.01.40463	Feeder bottom AL-5 / AL-18



Article number	Description
43.01.40464	Lockpin AL-5/AL-18
43.01.40465	Screw AL-5/AL-18
43.01.40466	Fill disk AL-5/AL-18

PVC feeders with lid. Both hanging and standing, without hanging cord.

Article number	Description
43.00.22005	Feeder, ±7 kg capacity. Feed tray: 39 cm Ø, rim height 5 cm. 1 feeder serves 30 laying hens
43.00.21940	Feeder, ±15 kg capacity. Feed tray: 46 cm Ø, rim height 5 cm. 1 feeder serves 35 laying hens
40.01.33600	Optional: Hanging cord set (galvanized S-hook and 3 mtr cord)

PIC automatic poultry feeder with lid. Standing type. Can be used from the first day. Feed tray: 31 cm Ø, rim height 3.5 cm. Serves ±100 chicks or ±50 young turkeys/ducks.

Article number	Description
43.00.40048	Feeder ±10 kg capacity
43.01.40481	Lid



Feeders - galvanized

Galvanized feeders. With adjustable feed level. Without lid and hanging cord.

Article number	Description
43.00.40044	Feeder, ±20 kg capacity. Hanging type. Feed tray: 37.5 cm Ø, rim height 7 cm. 1 feeder serves ±30 laying hens
43.00.40045	Feeder, ±40 kg capacity. Standing type. Feed tray: 51 cm Ø, rim height 12 cm. 1 feeder serves ±40 laying hens
43.01.44401	Optional: Lid for feeder, No. 43.00.40044
43.01.44510	Lid for feeder, No. 43.00.40045
15.00.67702	S-hook, galvanized, 3.45 mm
60.07.69000	Victor chain, 2.5 mm. Galvanized. 30 mtr rolls

1
2
3
4
5
6
7
8
9

Galvanized feeders parts



Article number	Description
43.01.40452	Feeder top 40 kg
43.01.40453	Upper crossbar feeder 40 kg
43.01.44404	Lower crossbar 40 kg
43.01.40455	Feeder bottom 40 kg
43.01.40457	Support rod for feeder 40 kg



Article number	Description
43.01.44402	Feeder top 20 kg
43.01.44403	Upper crossbar feeder 20 kg
43.01.44404	Lower crossbar 20 kg
43.01.44405	Feeder bottom 20 kg
43.01.44407	Support rod for feeder 20 kg

Lyon debeakers

The Lyon debeaker is recognized and used throughout the world as reliable and safe method to stop cannibalism, picking, fighting and egg loss. At 6 weeks the hens are usually debeaked on a beak support, which is a crossbar. The beak is placed on the support, and the hot blade cuts through and sears the beak with the cutting edge striking the beak support. At a younger age birds are generally debeaked with gauge plate, a thin, stainless steel plate with a hole through which the beak is inserted. The blade moves behind the plate thereby cutting the beak.

Lyon debeaker

Lyon super V 230 VAC precision debeaker, fully automatic.

Article number	Description
44.00.95093	Super V precision debeaker, fully automatic



Lyon 230VAC debeaker is manually operated. This debeaker is often used with Pow-R-Pak No. 44.00.90131 to make it automatic. Otherwise metal foot switch is used No. 44.00.90058.

Article number	Description
44.00.95089	Super debeaker, manually operated
44.00.90058	Metal foot switch including chain



Lyon mechanical drive

Article number	Description
44.00.90131	Pow-R-Pak power unit for No. 44.00.95089
44.00.90107	Finger touch control for Pow-R-Pak
44.00.90109	Foot switch for Pow-R-Pak



Lyon accessories

Lyon B11 toe and wing clipping attachment for broilers and turkeys.

Article number	Description
44.00.94005	Lyon B11T clipping attachment Consists of:
44.00.12008	U bracket
44.00.12046	B11T standard
44.00.93000	BC blade



1

B precision debeaking attachment for layers and parent stock at 6-10 days. Water-cooled.

Article number	Description
44.00.94011	B Block debeaking attachment Consists of:
44.00.12016	B gauge water-cooled
44.00.12008	U bracket
44.00.93000	BC blade



2

BP precision debeaking attachment for layers and parent stock at 6-10 days

Article number	Description
44.00.94012	BP Block debeaking attachment Consists of:
44.00.12017	BP-gauge
44.00.12008	U bracket
44.00.93000	BC blade



3

4

Lyon debeakers blade

Article number	Description
44.00.93000	BC blade (6-10 day-old chicks)
44.00.93025	KH blade. General purpose blade (chicks to 8 weeks)
44.00.93006	H blade. General use blade (6-11 week-old turkeys)
44.00.93016	S blade (poultry from 12 weeks)



5

6

Lyon blade holder bars

For mounting the blades 2 blade holder bars are required.

Article number	Description
44.00.12165	Blade holder bar



7

8

Lyon - accessories



Article number	Description
44.00.90026	Debeaker light, 7 Watt
44.00.24018	Replacement light bulb
44.00.90112	Smoke dispenser-pak
44.00.94027	Handrest assembly for debeaker No. 44.00.95089
44.00.94000	Tripod adjustable stand with foot pedal for debeaker for No. 44.00.95089

9

Lyon - parts



Article number	Description
44.00.12002	Standard beak support
44.00.20000	Contact set (set of 2)
44.00.48003	Transformer 230 VAC
44.00.20036	Transformer lead terminal
44.00.40005	Rheostat heat control 230 VAC



Article number	Description
44.00.24008	Knob for Rheostat
44.00.30004	Insulator
44.00.26001	Spring set
44.00.26024	Spring
44.00.32029	Pulley assembly



Article number	Description
44.00.32003	Pow-R-Pak gear motor
44.00.32017	Fan motor
44.00.32016	Fan blade

Nest padding, netlon mesh and egg belt

Astroturf nest padding

Astroturf is used in breeding, turkey and laying nests. The rugged material and open structure resist moisture, bacteria, mildew and insects. Brown. 3 year guarantee.


Article number	Description
45.00.61600	Astroturf, on rolls of 0.91 x 16 mtr
45.00.61601	Astroturf, on rolls of 1 x 16 mtr
45.00.60160	Astroturf mounting clip



Netlon mesh matting

Blue PVC mesh matting for rearing. 15 mm mesh width, 1 mtr wide. Upon request other sizes available.

Article number	Description
45.00.61000	Netlon mesh. Rolls of 20 mtr



Ventilation curtain

Ventilation curtain for natural ventilation in houses. Blue/white striped, rolls of 2 mtr wide. UV proof.

Article number	Description
45.00.62000	Ventilation curtain, 2 mtr wide



Egg belt

PP-C egg belt, perforated. Available in various widths and lengths.

Article number	Description
45.00.23200	PP-C egg belt 20 cm wide
45.00.23250	PP-C egg belt 25 cm wide



Egg belt PP, available in various widths.

Article number	Description
45.00.22000	PP egg belt



Manure belt

Manure belt PP-C. 1 mm thick, white, available in various widths and thicknesses.

Article number	Description
45.00.31050	PP-C manure belt 1.05 mtr wide
45.00.31825	PP-C manure belt 1.825 mtr wide



Egg candlers and incubators

Eggs can be candled between the 5th and 10th day of the breeding process. An un-impregnated egg is entirely clear and an impregnated egg has a dark spot with blood vessels.

Candlers

Lyon egg tester 220 Volt. Variable intensity control. Connection for two candlers.

Article number	Description
46.00.95071	Lyon egg tester
46.00.90110	Candler for No. 46.00.95071
46.00.24029	Spare bulb for No. 46.00.90110



Powerlux candler with high power LED including 2.5 mtr cord and adapter. Supplied with 2 interchangeable rubber attachments: one for small and one for large eggs. Battery holder for use with 3 AA batteries.

Article number	Description
46.00.30300	Powerlux candler



Incubators Covatutto

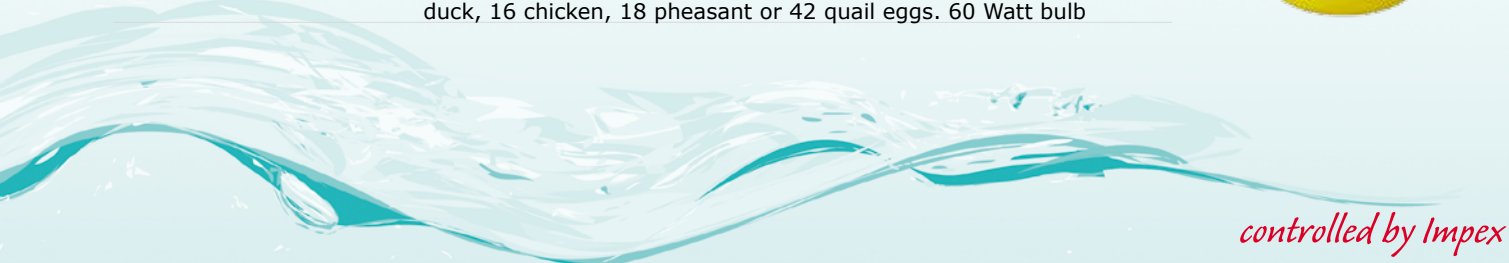
Covatutto incubators. Suitable for all egg types. Humidifying basin and manual or semi-automatic outside turning.

220 Volt, 50 Hz., made of insulated plastic. Thermostatic temperature control, heating element, humidifying basin and ventilator.

Article number	Description
46.00.16000	Incubator B-16 with manual turning unit. Capacity: 4 goose, 11 duck, 16 chicken, 18 pheasant or 42 quail eggs. 60 Watt bulb



- 1
- 2
- 3
- 4
- 5
- 6
- 7
- 8
- 9



1



Article number	Description
46.00.24000	Incubator B-24-ECO with semi-automatic turning. Analog reading. Capacity: 6 goose, 20 duck, 24 chicken, 30 pheasant or 70 quail eggs
46.00.24001	Incubator is identical to B-24-ECO however, with digital reading

2



Article number	Description
46.00.16200	Incubator B-162 with semi-automatic turning. Analog reading. Capacity: 45 goose, 120 duck, 162 chicken, 180 pheasant or 420 quail eggs
46.00.16201	Incubator is identical to B-162 however, with digital reading

3

4

Turning unit

By using the turning unit, incubators operate automatic.



Article number	Description
46.01.20001	Turning unit for B-24
46.01.40001	Turning unit for B-162 (3 required)

5

Egg washers and plucker

6

Rotomaid egg washer



Egg washers complete with basket. Capacity: 100 or 200 eggs. The Rotomaid 100 capacity washer is factory set at 37°C. The rotomaid 200 capacity washer temperature is adjustable. Delivered without plug.

Two units: the upper unit contains a heating element and thermostat. The lower unit is a plate with agitating movement. 220 Volt, 50Hz. 1500 Watt. The washing period is ± 5 minutes.

Article number	Description
47.00.41100	RM 100 egg washer for 100 eggs
47.00.41101	Egg basket for 100 eggs, plastic coated
47.00.41200	RM 200 egg washer for 200 eggs
47.00.41201	Egg basket for 200 eggs, plastic coated

7

Rotomaid egg washer - parts

8



Article number	Description
47.00.41103	Heating element
47.00.41105	Bucket RM 100, including thermostat and heating element
47.00.41205	Bucket RM 200, including thermostat and heating element
47.00.41106	Motor and gear box
47.00.41107	Base complete

9



Article number	Description
47.00.41108	Control light
47.00.41109	Bucket circuit board
47.00.41110	Base circuit board
47.00.41111	Trafo 230 VAC
47.00.41112	Thermistor

Egg washing powder

Rotosan is an egg washing and disinfecting powder for hatching and consumption eggs. Specially designed for rapid drying action.

Article number	Description
47.00.41102	Rotosan egg washing powder. Packing: 5 kg



Plucker

Esterina plucker 220 Volt, 50 Hz with 24 pluck fingers on a roller. For poultry up to 7 kg. Capacity: ±80 birds per hour.

Article number	Description
47.00.01111	Esterina plucker
47.00.21400	Plucking finger, rubber



Poultry accessories

Weighing grip

Weighing grip to hang on poultry weighing scale.

Article number	Description
48.00.71555	Weighing grip




Egg pick-up tool

Egg pick-up tool, aluminium, 85 cm. For picking up eggs or dead birds. Supplied with 2 rubber disks.

Article number	Description
48.00.71556	Egg pick-up tool
48.00.15561	Metal disks (2) for picking up dead birds
48.00.15562	Rubber disks (2) for picking up eggs



1
2
3
4
5
6
7
8
9



1




Catching hook

Catching hook with plastic handle. Length: 1.21 mtr.

Article number
48.00.15570

Description
Catching hook

2



Catching cage

Catching cage, galvanized steel. Parts can be mounted with a S-hook (3 each part).

Article number
48.00.15580
60.07.90020

Description
Catching cage, per piece of 50 x 80 cm
S-hook galvanized, 4 x 11 x 35 mm

3

4

5

6

7

8

9

Pig equipment



1

2

3

4

5

6

7

8

9

The Impex ECO automatic regulator

Always the required optimal and constant water flow rate from the first to the last pig drinker in the entire pig house, regardless of input water pressure.



FROM 0.2 TO 6 BAR !!

The Impex ECO regulator offers:

- Significant reduction of water wastage
- Less manure production
- Better growth due to an optimal feed/water ratio
- Water saving = costs saving
- Less medicine usage

Less environmental pollution due to:

- Lower CO2 emission
- Less ammonia
- Less manure transport
- Less fresh water consumption
- Lower medicine production



Awarded with the Eurotier Innovation 2010 Silver Medal.

Tested by the DLG*:

- Constant water flow rate regardless of water pressure.
- Optimal water flow rate: up to 75% difference with standard pig nipple drinkers.
- Less dependent on how the nipple is activated.



Three types with specific optimal flow rates:

Animal	Nursery piglet, weaner	Finisher, boar, sow	Farrowing sow
Optimal water flow rate according to the DLG*	> 0.4 - < 0.6 l/min	> 0.8 - < 1.0 l/min	> 2.0 - < 2.7 l/min
Impex ECO model with flow rate:	0.5 l/min	1.0 l/min	2.5 l/min
Water flow chart	<p>Optimal water flow rate according to the DLG</p> <p>Waterpressure > 0.2 BAR < 6 BAR</p>	<p>Optimal water flow rate according to the DLG</p> <p>Waterpressure > 0.2 BAR < 6 BAR</p>	<p>Optimal water flow rate according to the DLG</p> <p>Waterpressure > 0.2 BAR < 6 BAR</p>

* DLG = German Agricultural Society

Pig nipple drinkers

The range of Impex pig nipples consists of 4 lines to meet the broad demand for pig nipples.

ECO-line

The ECO-line owes its name to the ECO automatic regulator mounted on these drinking nipples. ECO regulators provide the required optimal and constant water flow rate from the first to the last pig drinker in the entire pig house, regardless of input water pressure.

High-line

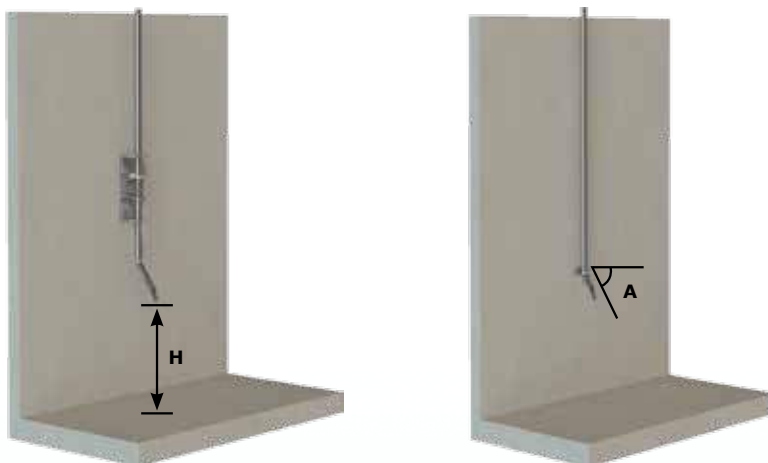
The High-line is the top Impex line consisting of a broad and varied range of drinking nipples made of stainless steel and/or brass. The production, assembly and testing of this range takes entirely place in our Impex factory in Germany.

Combi-line

The Combi-line consists of a wide range of pig nipple drinkers made of stainless steel with a high quality interior. This line is assembled and tested in our Impex factory in Germany.

Basic-line

The Basic-line is a basic range of pig nipple drinkers made of stainless steel. This line consists of the most commonly used pig nipple drinkers at a very competitive price.



	Weight in kg	Recommended height (H)	Angle drinker (A)	Optimal water flow rate *	Liters per animal per day
Piglet	> 5 kg	15 cm	15° - 45°	> 0.4 - < 0.6 l/min	0.7 l
Weaned Piglet	> 10 kg	20 - 25 cm		> 0.4 - < 0.6 l/min	1.0 l
Pig	> 20 kg	35 - 40 cm		> 0.8 - < 1.0 l/min	2.0 - 3.0 l
Pig	> 50 kg	50 - 60 cm		> 0.8 - < 1.0 l/min	4.0 - 8.0 l
Pig	> 100 kg	70 cm		> 0.8 - < 1.0 l/min	8.0 - 10.0 l
Nursing Sows		90 cm		> 2.0 - < 2.7 l/min	15 l + 1.5 l per piglet
Boars		90 cm		> 0.8 - < 1.0 l/min	10.0 - 15.0 l

* Source: DLG (German Agricultural Society)



Pig drinking nipples

Pig nipple drinkers ECO-line

The ECO line owes its name to the ECO automatic regulator mounted on these drinking nipples. ECO regulators provide the required optimal and constant water flow rate from the first to the last pig drinker in the entire pig house, regardless of input water pressure.



Article number	Description
50.00.94005	ECO orifice yellow. 0.5 ltr/min. For piglet nipples
50.00.94010	ECO orifice pink. 1 ltr/min. For finishers, boar and sow nipples
50.00.94025	ECO orifice green. 2.5 ltr/min. For farrowing sow nipples

Bite nipple stainless steel, with ECO regulator 0.5 ltr/min. For piglets.



Article number	Description
50.01.95305	ECO piglet bite nipple 3/8" with 1/2" connector

Bite nipple stainless steel, with ECO regulator 1 ltr/min. For pigs, boars and sows.



Article number	Description
50.01.19410	ECO pig bite nipple 1/2"

Bite nipple stainless steel, with ECO regulator 1 ltr/min. For pigs, boars and nursing sows.



Article number	Description
50.01.94210	ECO pig bite nipple 1/2"
50.01.98210	ECO pig bite nipple 3/4"
50.01.98310	ECO pig bite nipple 3/4" with 1/2" connection

Bite nipple stainless steel, with ECO regulator 2.5 ltr/min. For farrowing sows.



Article number	Description
50.01.98225	ECO pig bite nipple 3/4"
50.01.98325	ECO pig bite nipple 3/4" with 1/2" connection

Wet feeding nipple stainless steel, with ECO regulator 1 ltr/min. For pigs and farrowing sows.

Article number	Description
50.01.97810	ECO wet feeding nipple 1/2"



Pig nipple drinkers High-line

The High-line is the top Impex line consisting of a broad and varied range of drinking nipples made of stainless steel and/or brass. The production, assembly and testing of this range takes entirely place in our Impex factory in Germany.

Wet feeding nipples High-line

Wet feeding nipple with ball seal, stainless steel, low pressure.

Article number	Description
50.02.19100	Wet feeding nipple 1/4", length 33/42 mm
50.02.19001	Wet feeding nipple 3/8", length 45/57 mm
50.02.19000	Wet feeding nipple 1/2", length 52/68 mm



Pig bite nipples High-line

Pig bite nipple 1/2", stainless steel with brass connection, length 61 mm.

Article number	Description
50.02.19426	Pig bite nipple 1/2", adjustable orifice
50.05.97802	Spring, length 35 mm, 9 mm Ø
50.05.94205	O-ring 9.3 x 2.4 mm



Pig bite nipple 3/4", stainless steel with brass connection, length 80 mm. Also used for bulls.

Article number	Description
50.02.19826	Pig bite nipple 3/4", adjustable orifice
50.05.98207	Spring, length 57 mm, 10.8 mm Ø
50.05.94205	O-ring 9.3 x 2.4 mm



Pig bite nipple 3/4", stainless steel with 1/2" brass connection, length 80 mm.

Article number	Description
50.02.19836	Pig bite nipple 3/4", adjustable orifice
50.05.98207	Spring, length 57 mm, 10.8 mm Ø
50.05.94205	O-ring 9.3 x 2.4 mm



1
2
3
4
5
6
7
8
9



Piglet bite nipples High-line

Piglet bite nipple 3/8", stainless steel with brass connection, length 54 mm.



Article number	Description
50.02.19521	Piglet bite nipple 3/8", 1 mm orifice
50.02.19522	Piglet bite nipple 3/8", 2 mm orifice
50.05.95206	Spring conical, length 16 mm, 9/12.6 mm Ø
50.05.95102	O-ring 7 x 3 mm

Piglet bite nipple 3/8", stainless steel with 1/2" brass connection, length 56 mm.



Article number	Description
50.02.19436	Piglet bite nipple 3/8", adjustable orifice
50.05.95301	Spring conical, length 22 mm, 8 mm Ø
50.05.95102	O-ring 7 x 3 mm

Spray nipples High-line

Spray nipple 1/2", brass, hexagonal, length 37/43 mm. Suitable for high and low pressure.



Article number	Description
50.02.19319	Spray nipple 1/2" with slit
50.02.19302	Spray nipple 1/2" with 2 spray holes
50.02.19303	Spray nipple 1/2" with 3 spray holes
50.05.93004	Spring, length 16 mm, 12 mm Ø
50.05.93002	O-ring 8 x 3 mm

Spray nipple 1/2", stainless steel, hexagonal, length 35/41 mm.



Article number	Description
50.02.19306	Spray nipple 1/2" with 3 spray holes, adjustable orifice
50.05.93004	Spring, length 16 mm, 12 mm Ø
50.05.93002	O-ring 8 x 3 mm

Spray nipple 1/2", brass, hexagonal, length 38 mm. Constant water supply is well-suited for wet feeders and troughs.



Article number	Description
50.02.18001	Spray nipple 1/2", adjustable orifice
50.05.00802	Spring, length 13 mm, 8 mm Ø
50.05.00801	O-ring 4.8 x 1.8 mm

Spray nipple 1/2" stainless steel, hexagonal, length 38 mm. Constant water supply is well-suited for wet feeders and troughs.



Article number	Description
50.02.18002	Spray nipple 1/2", adjustable orifice
50.05.00802	Spring, length 13 mm, 8 mm Ø
50.05.93002	O-ring 8 x 3 mm

Wet feeding nipples - male thread High-line

Wet feeding nipple 1/2", stainless steel, length 40/72 mm. With spring protector. This nipple is also suitable for whey.

Article number	Description
50.02.19456	Wet feeding nipple 1/2", adjustable orifice
50.05.94601	Spring, length 21 mm, 10 mm Ø
50.05.94205	O-ring 9.3 x 2.4 mm



1

Wet feeding nipple 1/2", stainless steel, length 30/58 mm.

Article number	Description
50.02.19466	Wet feeding nipple 1/2", adjustable orifice
50.05.94601	Spring, length 20 mm, 10 mm Ø
50.05.94205	O-ring 9.3 x 2.4 mm



2

3

Wet feeding nipple 3/8", stainless steel, length 28/48 mm.

Article number	Description
50.02.19541	Wet feeding nipple 3/8", 1 mm orifice
50.02.19543	Wet feeding nipple 3/8", 3 mm orifice
50.05.95206	Spring conical, length 16 mm, 9/12.6 mm Ø
50.05.95102	O-ring 7 x 3 mm



4

Wet feeding nipple 1/2", stainless steel with brass connection, length 45/60 mm.

Article number	Description
50.02.19786	Wet feeding nipple 1/2", adjustable orifice
50.05.97802	Spring, length 35 mm, 9 mm Ø
50.05.94205	O-ring 9.3 x 2.4 mm



5

6

Wet feeding nipple 1/2" stainless steel with brass connection, length 71/97 mm. Extra long, also suitable for nipple bowl drinkers.

Article number	Description
50.02.19796	Wet feeding nipple 1/2", adjustable orifice
50.05.97802	Spring, length 35 mm, 9 mm Ø
50.05.94205	O-ring 9.3 x 2.4 mm



7

8


Wet feeding nipples - female thread High-line

Wet feeding nipple 1/2", stainless steel, hexagonal type, length 53/76 mm.

Article number	Description
50.02.11441	Wet feeding nipple 1/2", 1 mm orifice
50.02.11443	Wet feeding nipple 1/2", 3 mm orifice
50.05.97801	Spring, length 24 mm, 12.2/12.9 mm Ø
50.05.94205	O-ring 9.3 x 2.4 mm



9



Wet feeding nipple 3/8", stainless steel, hexagonal, length 50/77 mm.



Article number	Description
50.02.11541	Wet feeding nipple 3/8", 1 mm orifice
50.02.11542	Wet feeding nipple 3/8", 2 mm orifice
50.05.97801	Spring, length 24 mm, 12.2/12.9 mm Ø
50.05.94205	O-ring 9.3 x 2.4 mm

Adjustable orifice High-line

Adjustable orifice High-line nipples.



Article number	Description
50.05.19999	Adjustable orifice

Pig nipple drinkers Combi-line

The Combi-line consists of a wide range of pig nipple drinkers made of stainless steel with a high quality interior. This line is assembled and tested in our Impex factory in Germany.

Pig bite nipples Combi-line

Pig bite nipple 1/2", stainless steel, length 65 mm.



Article number	Description
50.03.19424	Pig bite nipple 1/2", adjustable orifice
50.05.97802	Spring, length 35 mm, 0.9 mm Ø
50.05.94205	O-ring 9.3 x 2.4 mm

Pig bite nipple 1/2", stainless steel, length 65 mm.



Article number	Description
50.03.19401	Pig bite nipple 1/2", adjustable orifice
50.05.97802	Spring, length 35 mm, 9 mm Ø
50.05.94205	O-ring 9.3 x 2.4 mm

Pig bite nipple 1/2", stainless steel, length 65 mm.



Article number	Description
50.03.19400	Pig bite nipple 1/2", adjustable orifice
50.03.19430	Pig bite nipple 1/2", with High-line adjustable orifice
50.03.19420	Pig bite nipple 1/2", with 6 mm brass orifice
50.05.97802	Spring, length 35 mm, 9 mm Ø
50.05.94205	O-ring 9.3 x 2.4 mm

Pig bite nipple 3/4", stainless steel, length 82 mm.

Article number	Description
50.03.19827	Pig bite nipple 3/4", adjustable orifice
50.05.98207	Spring, length 57 mm, 10.8 mm Ø
50.05.94205	O-ring 9.3 x 2.4 mm



1

Pig bite nipple 1/2" with 3/4" bite piece, stainless steel, length 80 mm.

Article number	Description
50.03.19836	Pig bite nipple 3/4", adjustable orifice
50.05.98207	Spring, length 57 mm, 10.8 mm Ø
50.05.94205	O-ring 9.3 x 2.4 mm



2

3

Piglet bite nipples Combi-line

Piglet bite nipple 1/2" with 3/8" bite piece, stainless steel, length 56 mm.

Article number	Description
50.03.19537	Piglet bite nipple 3/8", adjustable orifice
50.05.95301	Spring, length 29 mm, 8 mm Ø
50.05.95102	O-ring 9.3 x 2.4 mm



4

5

Spray nipples Combi-line

Spray nipple 1/2", stainless steel with slit, length 56 mm.

Article number	Description
50.03.19319	Spray nipple 1/2", with slit
50.05.94601	Spring, length 21 mm, 10 mm Ø
50.05.93002	O-ring 8 x 3 mm



6

7

Spray nipple 1/2", stainless steel with 3 spray holes, length 56 mm.

Article number	Description
50.03.19306	Spray nipple 1/2", with 3 spray holes
50.05.94601	Spring, length 21 mm, 10 mm Ø
50.05.93002	O-ring 8 x 3 mm




8

9

Wet feeding nipples Combi-line

Wet feeding nipple 1/2", stainless steel, length 30/58 mm.

Article number	Description
50.03.19466	Wet feeding nipple 1/2", adjustable orifice
50.05.94601	Spring, length 20 mm, 10 mm Ø
50.05.94205	O-ring 9.3 x 2.4 mm



Wet feeding nipple 1/2", stainless steel, length 42/62 mm.

Article number	Description
50.03.19787	Wet feeding nipple 1/2", adjustable orifice
50.05.97802	Spring, length 35 mm, 9 mm Ø
50.05.94205	O-ring 9.3 x 2.4 mm



Wet feeding nipple 3/8" female thread, length 47/61 mm.

Article number	Description
50.03.11710	Wet feeding nipple 3/8" female thread, 5 mm orifice
50.05.94601	Spring, length 20 mm, 10 mm Ø
50.05.94205	O-ring 9.3 x 2.4 mm



Adjustable orifice Combi-line

Adjustable orifice Combi-line nipples.

Article number	Description
50.05.19992	Adjustable orifice



Pig nipple drinkers Basic-line

The Basic-line is a basic range of pig nipple drinkers made of stainless steel. This line consists of the most commonly used pig nipple drinkers at a very competitive price.

Pig bite nipples Basic-line

Pig bite nipple 1/2", stainless steel, length 65 mm.

Article number	Description
50.04.19424	Pig bite nipple 1/2", adjustable orifice



Pig bite nipple 1/2", stainless steel, length 65 mm.

Article number	Description
50.04.19401	Pig bite nipple 1/2", adjustable orifice



Pig bite nipple 3/4", stainless steel, length 82 mm.

Article number	Description
50.04.19827	Pig bite nipple 3/4", adjustable orifice



1

Pig bite nipple 1/2" with 3/4" bite piece, stainless steel, length 80 mm.

Article number	Description
50.04.19836	Pig bite nipple 1/2", adjustable orifice



2

3

Piglet bite nipples Basic-line

Piglet bite nipple 1/2" with 3/8" bite piece, stainless steel, length 56 mm.

Article number	Description
50.04.19537	Piglet bite nipple 3/8", adjustable orifice



4

Piglet bite nipple 3/8" female thread, stainless steel, length 67 mm.

Article number	Description
50.04.11523	Pig bite nipple 3/8", 5 mm orifice



5

6

Wet feeding nipples Basic-line

Wet feeding nipple 1/2" female thread, stainless steel, length 35/55 mm.

Article number	Description
50.04.11447	Wet feeding nipple 1/2"



7

Wet feeding nipple 1/2" male thread, stainless steel, length 33/61 mm.

Artikelnummer	Omschrijving
50.04.19478	Wet feeding nipple 1/2", adjustable orifice



8

9

Adjustable orifice Basic-line

Adjustable orifice Basic-line nipples.

Article number	Description
50.05.19994	Adjustable orifice



Nipple brackets, clamps and pipes
Stainless steel pipes

Stainless steel pipe for wet feeders, 1/2" female/male thread, 2 mm wall thickness. Various types available upon request.

Article number	Description
51.01.51030	Stainless steel pipe 1/2" 30 cm
51.01.51060	Stainless steel pipe 1/2" 60 cm
51.01.51090	Stainless steel pipe 1/2" 90 cm
51.01.51100	Stainless steel pipe 1/2" 100 cm
51.01.51120	Stainless steel pipe 1/2" 120 cm
51.01.51121	Stainless steel pipe 1/2" 120 cm, male-male thread

Pipe clamps

Pipe clamps 1/2" connection.

Article number	Description
51.02.19680	Pipe clamp galvanized, for 1/2" pipe
51.02.19682	Pipe clamp stainless steel, for 3/4" and 1" pipe
51.02.19608	Pipe clamp galvanized, for 1" pipe
51.02.19606	Pipe clamp brass, for 1 1/4" and 1 1/2" pipe

Pipe saddles

Stainless steel pipe saddles, width 23 mm, 1.25 mm thick.

Article number	Description
51.03.51719	Pipe saddle stainless steel 3/8"
51.03.51720	Pipe saddle stainless steel 1/2"
51.03.51721	Pipe saddle stainless steel 3/4"
51.03.51722	Pipe saddle stainless steel 1"

Pipe saddle, width 20 mm, 2 mm thick.

Article number	Description
51.03.51730	Pipe saddle galvanized 1/2"
51.03.51731	Pipe saddle galvanized 3/4"
51.03.51732	Pipe saddle galvanized 1"

Nipple brackets - galvanized

Article number	Description
51.04.19601	Nipple bracket 45°, 1/2" x 1/2"
51.04.19605	Nipple bracket 60°, 3/4" x 3/4"

Nipple brackets - stainless steel

Article number	Description
51.04.19611	Nipple bracket 45°, 1/2" x 1/2"
51.04.19610	Nipple bracket 15°, 1/2" x 1/2"



Nipple brackets - Adjustable

Adjustable brackets, stainless steel and galvanized types. Simple height adjustment. Unique construction prevents nipple from turning. 1/2" female connection for nipple, 1/2" male connection for tube connector. Length ±60 cm.

Article number	Description
51.05.19609	Adjustable nipple bracket for 1 nipple, galvanized
51.05.19602	Pipe for adjustable nipple bracket No. 51.05.19609
51.05.19612	Adjustable nipple bracket for 1 nipple, stainless steel
51.05.19616	Stainless steel pipe for adjustable nipple bracket No. 51.05.19612

Article number	Description
51.05.19610	Adjustable nipple bracket for 2 nipples, galvanized
51.05.19617	Pipe for adjustable nipple bracket No. 51.05.19610
51.05.19611	Adjustable nipple bracket for 2 nipples, stainless steel
51.05.19615	Stainless steel pipe for adjustable nipple bracket No. 51.05.19611

Pig drinking bowls

DRIK-O-MAT pig drinking bowl

The DRIK-O-MAT pig drinking bowl of sturdy stainless steel for long-life gives little water spillage and can be mounted practically everywhere. The stainless steel nipple has an adjustable water flow from 1-4 ltr/min. The stainless steel water pipe has a 1/2" female thread.

Article number	Description
52.00.22500	Micro-mat, for piglets from birth to weaning, serves ±30 piglets per drinker
52.00.22501	Mini-Mat, for weaners from 6-35 kg, serves ±30 piglets per drinker
52.00.22502	Standard-Mat, for finishers from 25-120 kg, serves ±15-20 pigs per drinker
52.00.22503	Multi-Mat, for weaners, finishers and sows from 6-125 kg, servers ±30 weaners, 20 finishers or 10 sows per drinker

Piglet drinking bowl with nipple

PVC piglet drinking bowl for piglets up to 15 kg. With 3/8" brass/stainless steel nipple, 1/2" connection and adjustable water inlet.

Article number	Description
52.01.22402	Piglet drinking bowl with nipple



1
2
3
4
5
6
7
8
9



Piglet feeding/drinking dish


Piglet feeding/drinking bowl, stainless steel with clamp for mounting to slatted floors. 26 cm Ø, rim height 4.5 cm. Capacity 2 ltr.

Article number	Description
52.01.22408	Piglet feeding/drinking bowl
52.01.22481	Stainless steel knob for No. 52.01.22408
52.01.22482	Mounting set for No. 52.01.22408



PVC piglet feeding/drinking bowl for the farrowing pen, suitable for milk substitutes and starter feed. With clamp for mounting to slatted floors. 5 feeding places, 24 cm Ø, rim height 5.5 cm. Capacity 1.5 ltr.

Article number	Description
52.01.22401	Piglet feeding/drinking bowl



Minitainer piglet feeding/drinking bowl PP for farrowing pen, suitable for milk and water. With clamp for mounting to slatted floors. 27 cm Ø, height 32 cm. Capacity 4 ltr.

Article number	Description
52.02.22900	Minitainer piglet feeding/drinking bowl



Mini hopper pan PP with cover for farrowing pen, suitable for dry feed. With clamp for mounting to slatted floor, 5 feeding places. 6 ltr hopper capacity, 2.6 ltr trough capacity. Height 32 cm, 27 cm Ø. ±10 piglets per hopper.

Article number	Description
52.02.23000	Mini hopper pan 6 ltr



Maxi pan, PP feeder for weaners. With special clamp for mounting to slatted floor, 10 feeding places. 9 ltr trough capacity. Height 8 cm, 42.5 cm Ø. ±25-30 piglets per hopper.

Article number	Description
52.02.23100	Maxi pan 9 ltr



Maxi hopper pan, PP feeder for weaners. With clamp for mounting to slatted floor. 10 feeding places. 21 ltr hopper capacity, which can be increased to 51 ltr with a hopper extension; 9 ltr trough capacity. Height 68 cm, 42,5 cm Ø. ±25-30 piglets per hopper.

Article number	Description
52.02.23200	Maxi hopper pan 21 ltr
52.02.23210	Optional: Hopper extension
52.02.23220	Lid Maxi hopper pan

Pig troughs/feeders

Pig trough PP, capacity 15 ltr. H x W x D: 170/450 x 570 x 315 mm.

Article number	Description
52.03.31101	Pig trough 15 ltr
52.03.31102	Anti-bite rim



1

Pig trough PP, 21 ltr capacity. H x W X D: 160/240 x 310 x 420/490 mm.

Article number	Description
52.03.31107	Pig trough 21 ltr
52.03.31108	Anti-bite rim



2

Pig trough PP, 12 ltr capacity. H x W x D: 160/320 x 450 x 290 mm.

Article number	Description
52.03.31145	Pig trough 12 ltr
52.03.31146	Anti-bite rim, front
52.03.31147	Anti-bite rim, side



3

4

Piglet automatic feeder PP, 6 kg capacity. H x W x D: 55/400 x 300 x 160 mm.

Article number	Description
52.03.31301	Piglet automatic feeder 6 kg



5

6

Kane automatic drinkers/feeders

Kane automatic drinkers

Kane milk replacement drinkers are made of polyethylene. Unique vacuum supply and easy to fill.

Article number	Description
52.04.28009	Milk replacement drinker, 9 ltr capacity, 38.5 x 16.5 x 48 cm
52.04.28010	Milk replacement drinker, 25 ltr capacity, 96.5 x 16.5 x 44 cm



7

8

Kane dry creep feeders

Kane dry creep feeders for piglets are made of polyethylene. Feed saver rolled lip. Non-caking.

Article number	Description
52.04.28004	Piglet creep feeder 26 x 15 x 37.5 cm
52.04.28005	Mounting bracket for connection to the wall
52.04.28006	Mounting bracket for connection to the feeder



9

Kane dry creep feeders are made of polyethylene. Stainless steel grill and feed adjuster.



Article number	Description
52.04.28044	Dry creep feeder, 26 kg capacity, 46 x 21 x 62 cm
52.04.28045	Dry creep feeder, 32 kg capacity, 61 x 21 x 62 cm
52.04.28046	Dry creep feeder, 40 kg capacity, 77 x 21 x 62 cm
52.04.28047	Dry creep feeder, 60 kg capacity, 92 x 21 x 62 cm

Kane sorting panels

Kane sorting panels, made of durable polyethylene. Easy to hold, rounded hand grips on top and side to use two ways. Panels can be hinged to one another.



Article number	Description
52.04.28053	Sorting panel 46 x 76 cm
52.04.28054	Sorting panel 76 x 92 cm
52.04.28055	Sorting panel 76 x 122 cm

Kane sorting paddle with rattle sound.



Article number	Description
52.04.28048	Rattle paddle, length 94 cm
52.04.28049	Rattle paddle, length 120 cm

Heating mats and heat lamp

Kane heat mats

Kane heat mats, made of high-density durable polyethylene. Evenly distributed heat and easy to clean.



Single, with right connection.

Article number	Description
52.04.28024	Single heat mat 34 x 92 cm
52.04.28025	Single heat mat 46 x 115 cm
52.04.28026	Single heat mat 34 x 123 cm
52.04.28027	Single heat mat 46 x 145 cm
52.04.28028	Single heat mat 34 x 153 cm

Single, with left connection.



Article number	Description
52.04.28124	Single heat mat 34 x 92 cm
52.04.28126	Single heat mat 34 x 123 cm
52.04.28128	Single heat mat 34 x 153 cm

Double.



Article number	Description
52.04.28029	Double heat mat 69 x 92 cm
52.04.28030	Double heat mat 69 x 123 cm
52.04.28031	Double heat mat 69 x 153 cm

Hot water mats.

Article number	Description
52.04.28325	Hot water mat 46.5 x 115 cm
52.04.28327	Hot water mat 46.5 x 145 cm



Thermostat for heat mat. 230°C, 50/60 HZ. A thermostat is required when using a heat mat in a closed area.

Article number	Description
52.04.28900	Thermostat (excl. sensor)
52.04.28901	Sensor for thermostat
52.04.28910	Thermostat (incl. sensor)



Heat lamp

Aluminum heat lamp armature 21 cm Ø, with galvanized grid, 2 mtr chain, 5 mtr cable and ceiling hook. Max. 175 Watt.

Article number	Description
52.05.00233	Aluminum armature
52.05.18215	Infra-red bulb 150 Watt, white or red
52.05.18225	Infra-red bulb 250 Watt, white or red




Girth tethers and chain

Girth tethers

Girth tether with wire buckle and leather reinforcement. White with 2 black stripes.

Article number	Description
52.06.72165	Girth tether 1.65 mtr
52.06.72185	Girth tether 1.85 mtr



Girth tether chain

8-link chain, 7 mm. Swivel 7 x 45 mm, zinc plated.



Article number	Description
52.06.72008	8-link chain

Chain link

Chain link, 6 x 44 x 12 mm, zinc plated.



Article number	Description
52.06.72407	Chain link

Harp clasps

Harp clasp, zinc plated.



Article number	Description
52.06.72408	Harp clasp 5/16", 8 mm
52.06.72410	Harp clasp 3/8", 10 mm

Marking sprays and anti-stress devices

Marking sprays for pigs

Marking spray, spray cans containing 500 ml.



Article number	Description
52.07.25411	Marking spray red
52.07.25412	Marking spray blue
52.07.25413	Marking spray green

Livestock marker

Livestock marker Raidex 60 ml, for livestock marking. High quality, suitable for cattle, sheep, goats and pigs.



Article number	Description
52.07.25511	Marker red
52.07.25512	Marker blue
52.07.25513	Marker green
52.07.25514	Marker black

Anti-stress play ball

Anti-stress play ball for pigs, made of practically indestructible plastic. 17 cm Ø. With mounting eyelet, without chain.

Article number	Description
52.07.26000	Blue with vanilla scent
52.07.26001	Mounting chain with hook



Porkyplay

The Porkyplay distinguishes itself from other toys as it is made of biodegradable material with an antibacterial function, killing 99.9 % of E.coli bacteria. Other specific characteristics are the unique design and various scents. There is a choice of five scents so that the pig has the idea of having a new toy when a different scent is used. While playing with the toy, the scent intensifies and the pigs play longer, reducing stress and tail biting.

Porkyplay with suspension chain.


Article number	Description
52.07.27001	Green, apple scent
52.07.27002	Gold, truffle scent
52.07.27003	Burgundy, anise scent
52.07.27004	Yellow, vanilla scent
52.07.27005	Brown, chocolate scent

Porkyplay without suspension chain.

Article number	Description
52.07.27010	Green, apple scent
52.07.27020	Gold, truffle scent
52.07.27030	Burgundy, anise scent
52.07.27040	Yellow, vanilla scent
52.07.27050	Brown, chocolate scent



1
2
3
4
5
6
7
8
9



Cattle, sheep and horse equipment

1

2

3

4

5

6

7

8

9



Cattle nipple drinkers

AquaGlobe drinking nipples

AquaGlobe drinking nipples with ball valve for pigs and calves. High pressure.

Various types available upon request.



Article number	Description
53.00.92210	Calf nipple 1/2" stainless steel with brass connection
53.00.92260	Calf nipple 1/2" stainless steel

Calf and bull nipples

Calf and bull nipples, stainless steel with 1/2" brass connection. Adjustable water flow.



Article number	Description
53.00.19202	Calf nipple 1/2", length 70 mm
53.00.19201	Bull nipple 3/4", length 85 mm
53.00.92101	Lever with rubber for calf nipple
53.00.92201	Lever with rubber for bull nipple
53.00.92104	Spring for calf nipple
53.00.92204	Spring for bull nipple

Drinking bowls for cows, horses and sheep

Drinking bowl with pressure plate

Drinking bowl for cattle and horses, enamelled cast iron, 1/2" top or bottom connection, complete with stainless steel pressure plate.



Article number	Description
53.01.15001	Drinking bowl capacity 1.8 ltr

Drinking bowl with pressure plate - parts



Article number	Description
53.01.15010	Support clamp for 1" mounting
53.01.15011	Support clamp for 2" mounting
53.01.15015	Brass wire ring
53.01.15020	Pressure plate
53.01.15030	Valve rubber



Article number	Description
53.01.15040	Valve spring
53.01.15050	Valve pin
53.01.15060	Valve complete
53.01.15070	O-ring
53.01.15080	Filter



Article number	Description
53.01.15090	Anti-splash cover

Drinking bowls with float

Drinking bowl with float for cows, horses and sheep, enamelled cast iron with stainless steel cover plate, 1/2" side connection. Adjustable water level. H x W x D: 14.5 x 21.5 x 25.5 cm.

Article number	Description
53.01.15100	Drinking bowl A75, 2.5 ltr capacity



Drinking bowl with float for cows, horses and sheep, enamelled cast iron with stainless steel cover plate, 1/2" side connection. Adjustable water level. H x W x D: 15 x 25 x 29 cm.

Article number	Description
53.01.15102	Drinking bowl A75 super, 3 ltr capacity



Drinking bowl with float for cows, horses and sheep, galvanized, 1/2" side connection. Adjustable water level. H x W x D: 13.5 x 25 x 28 cm.

Article number	Description
53.01.15103	Drinking bowl A101, 3 ltr capacity



Drinking bowl with float for cows, horses and sheep, galvanized, 1/2" side connection. Adjustable water level. H x W x D: 19.5 x 26 x 48 cm.

Article number	Description
53.01.15105	Double drinking bowl A116, 5 ltr capacity



Drinking bowls with float - parts



Article number	Description
53.01.32001	Valve and float complete
53.01.32019	Split pin 1/2" x 1/8"
53.01.32035	Float
53.01.32073	Straight float arm
53.01.32074	Triangle float arm



Article number	Description
53.01.32007	Jet sprayer washer
53.01.32008	Jet sprayer
53.01.32011	Insert rubber
53.01.32033	Retaining pin
53.01.32065	PVC valve body





Article number	Description
53.01.32005	Anti-splash cover
53.01.32009	Lock nut 1/2"
53.01.32013	Body gasket
53.01.32031	Valve body, brass

Drinking bowls with tube valve

Drinking bowl with tube valve for cattle and horses. Black enamelled cast iron. 1/2" female top or bottom connection. Adjustable water flow, max. 6 ltr per min.



Article number	Description
53.01.30150	Drinking bowl 1/2", type 61

High quality PVC drinking bowl with tube valve for cattle, horses and sheep. 1/2" male top connection. Adjustable water flow, max. 6.5 ltr per min.



Article number	Description
53.01.30160	Drinking bowl 1/2", type 10P

Polypropylene troughs

High-quality polypropylene troughs are durable, perfectly finished, hygienic and UV stabilized.

Polypropylene troughs

Polypropylene trough for cows, horses, sheep and pigs. H x W x D: 170/450 x 570 x 315 mm.



Article number	Description
52.03.31101	15 ltr trough capacity
52.03.31102	Anti-bite rim

Polypropylene trough for cows, horses, sheep and pigs. H x W x D: 160/240 x 310 x 420/490 mm.



Article number	Description
52.03.31107	21 ltr trough capacity
52.03.31108	Anti-bite rim

Polypropylene trough for cows, horses, sheep and pigs. H x W x D: 160/320 x 450 x 290 mm.



Article number	Description
52.03.31145	12 ltr trough capacity
52.03.31146	Anti-bite rim, front
52.03.31147	Anti-bite rim, side

Rabbit equipment



1

2

3

4

5

6

7

8

9

Rabbit drinking systems
Rabbit nipple drinker and tubing

Rabbit drinking nipple of high quality stainless steel, 10 mm Ø. Assembly by screwing nipple into PVC square tubing (1/8" thread) or extension piece.

Article number	Description
01.01.11000	Stainless steel rabbit nipple drinker
20.01.00000	PVC square nipple drinking tubing, available in various lengths

Rabbit nipple holder

Nipple holder including stainless steel rabbit nipple and 10 mm T-piece, for cage mounting.

Article number	Description
54.00.48200	Nipple holder complete
54.00.40200	T-piece 10 x 7 x 10 mm for nipple holder
54.00.40100	PVC knee for nipple holder

Extension pieces

Extension pieces for correct nipple height in rabbit cages. 1/8" male-female thread.

Article number	Description
18.00.14000	PVC extension piece 90°, 5 cm
18.00.14100	PVC extension piece, 6 cm
18.00.14200	PVC extension piece, 9 cm
18.00.14300	PVC extension piece, 12 cm

Bottle holders with drinking cup

Article number	Description
54.01.14800	Bottle holder with drinking cup, galvanized
54.01.14810	Bottle holder with drinking cup, PVC, 2 pieces
54.01.14820	Bottle holder with drinking cup, PVC/galvanized

Automatic drinker with nipple

Automatic drinker for rabbits and poultry with lid, drinking nipple and 90° extension piece. L x W x D: 19 x 11 x 12.5 cm.

Article number	Description
41.00.14219	Automatic drinker 1 ltr

Rabbit feeders

Rabbit feeder with perforated bottom.

Article number	Description
54.02.27000	Feeder with 1 feeding section, galvanized, ±1 kg capacity
54.02.27100	Feeder with 2 feeding sections, galvanized, ±1.5 kg capacity
54.02.27200	Feeder with 2 feeding sections, PVC, ±1.5 kg capacity



Rabbit accessories

Cage spring locks

Springs for battery cages, galvanized.

Article number	Description
60.07.51072	Spring lock, 72 mm
60.07.51084	Spring lock, 84 mm



Wire clips and pliers

Galvanized wire clips and pliers.

Article number	Description
54.03.14910	Wire clips 4 x 18 mm, per kg
54.03.14920	Wire clips 8 x 22 mm, per kg
54.03.14900	Pliers for clips 4 mm
54.03.14930	Pliers for clips 6-8 mm



1

2

3

4

5


6

7

8

9

Hardware and fastening materials



1

2

3

4

5

6

7

8

9

PVC tubing and accessories
Round water pipe - PVC, Kiwa approved

PVC round water pipe, length 4 mtr, Kiwa approved. Pressure rating PN16.

Article number	Description
60.00.30124	Water pipe 16 x 1.5 mm
60.00.30125	Water pipe 20 x 1.9 mm
60.00.30126	Water pipe 25 x 1.9 mm
60.00.30127	Water pipe 32 x 2.4 mm

Pipe clamps and filling blocks - PVC

PVC pipe clamps and filling blocks, 20 mm thick.

Article number	Description
60.00.52001	Pipe clamp 16 mm
60.00.52011	Filling block 16 mm
60.00.52002	Pipe clamp 20 mm
60.00.52012	Filling block 20 mm
60.00.52003	Pipe clamp 25 mm
60.00.52013	Filling block 25 mm
60.00.52004	Pipe clamp 32 mm
60.00.52014	Filling block 32 mm

Round glue connection pieces - PVC

PVC glue knee 90°, round.

Article number	Description
60.00.92535	Knee 90° 16 mm
60.00.92536	Knee 90° 20 mm
60.00.92537	Knee 90° 25 mm
60.00.92538	Knee 90° 32 mm

PVC glue T-piece, round.

Article number	Description
60.00.92545	T-piece 16 mm
60.00.92546	T-piece 20 mm
60.00.92547	T-piece 25 mm
60.00.92548	T-piece 32 mm

PVC glue socket, round.

Article number	Description
60.00.92510	Socket 16 mm
60.00.92511	Socket 20 mm
60.00.92512	Socket 25 mm
60.00.92513	Socket 32 mm

Square glue connections - PVC

PVC glue connection, square - round 90°.

Article number	Description
60.00.14410	Connection piece 90°, square 22 mm - hose 3/4"



PVC glue reduction pieces, square - round.

Article number	Description
60.00.02210	Reduction piece square 22 mm - round 10 mm
60.00.02220	Reduction piece square 22 mm - round 20 mm
60.00.02225	Reduction piece square 22 mm - round 25 mm



PVC glue connection pieces, square.

Article number	Description
60.00.52510	T-piece 22 mm square
60.00.52520	L-piece 22 mm square
60.00.52530	Straight connection piece 22 mm square



Fittings and couplings - PVC

PVC three-piece transfer couplings, glue - thread.

Article number	Description
60.00.82506	Transfer coupling 3/3, 25 mm x 3/4" female thread
60.00.82534	Transfer coupling 3/3, 25 mm x 3/4" male thread
60.00.83206	Transfer coupling 3/3, 32 mm x 1" female thread
60.00.83234	Transfer coupling 3/3, 32 mm x 1" male thread



PVC transfer couplings, glue - thread.

Article number	Description
60.00.12016	Reducer 20 mm x 16 mm x 1/2" male thread
60.00.12025	Reducer 32 mm x 25 mm x 3/4" male thread
60.00.30020	Reducer 25 mm x 1/2" male thread
60.00.30025	Reducer 25 mm x 3/4" male thread
60.00.32506	Reducer 32/25 mm x 3/4" female thread
60.00.34118	Reducer 25 mm x 3/4" male thread
60.00.92504	Glue insert ring 25 mm x 1/2" female thread



PVC thread socket.

Article number	Description
60.00.33434	Socket 2 x 3/4" female thread




PVC pipe nipple.

Article number	Description
60.00.67006	Pipe nipple 2 x 3/4" male thread



- 1
- 2
- 3
- 4
- 5
- 6
- 7
- 8
- 9



PVC T-piece, thread.



Article number	Description
60.00.41006	T-piece 90° 3/4" female thread

PVC T-pieces, glue - thread.



Article number	Description
14.01.34125	T-piece 2 x 25 mm round x 3/4" female thread (black)
14.01.34200	T-piece 25 mm round x 2 x 3/4" male thread (white)
14.01.34204	T-piece 25 mm square x 2 x 3/4" male thread (white)

PVC knee, glue - thread with stainless steel ring.



Article number	Description
60.00.34111	Knee 90° 25 mm round - 3/4" female thread

Plugs and O-rings



Article number	Description
14.01.34203	Plug PVC, 3/4" female thread
14.01.34202	O-ring, 3/4" 2.5 mm thick
14.01.34129	Plug screw PVC, 3/4" male thread
60.02.31600	Sealing screw 3/4"
60.02.33102	Washer 3/4"
60.02.31500	Sealing screw 1/2"
60.02.20002	Washer 1/2"

Pliers

Pliers for mounting hose clamps.



Article number	Description
27.00.22100	Pliers

Tylene or PVC tubing cutter.



Article number	Description
27.00.14901	Cutter 42 mm

Nipple key's

Key for screwing poultry nipples in and out.

Article number	Description
08.00.00020	Key for nipple I-Flex 24
08.00.00022	Key for nipples I-Flex 25 / 25-2 / 25-B
08.00.00024	Key for nipple I-Classic 11
08.00.00026	Key for hexagonal nipples or nipples with slit



Tangit PVC glue

Article number	Description
60.00.90010	Tangit PVC glue, tube 125 gr



Giveg tape

Giveg tape 12 mm wide, 0.1 mm thick. For making screw connections waterproof.

Article number	Description
60.00.90011	Giveg tape, 12 mtr per roll



Mounting clamp

Mounting clamp for mounting nipple tubing to cage.

Article number	Description
60.00.45200	Mounting clamp length 7.2 cm, galvanized



Mounting wires

Mounting wires for mounting nipple tubing on cages.

Article number	Description
60.00.30075	Mounting wire, 140 x 1.6 mm, 5000 per roll
60.00.30076	Mounting tool to mount wires




Tie wraps

Tie wrap to tie and bundle fast and easily. Natural color, nylon (PA-66). Various sizes available upon request.

Article number	Description
60.00.34206	Tie wrap 3.6 x 292 mm



1
2
3
4
5
6
7
8
9



Tubing and tubing couplings
Tubing


Article number	Description
60.01.12787	Round drinker tubing 1/4" 5 x 8 mm, black, 30 mtr per roll
40.01.19407	Standard tubing 1/2" 10 x 13 mm, black, 100 mtr per roll
60.01.20021	Connecting tubing 1/2" 12 x 16 mm, transparent, 50 or 100 mtr per roll
60.01.20020	Connecting tubing 3/4", 20 x 25 mm, transparent, 50 mtr per roll
60.01.01217	Primabel tubing 1/2" 12.5 x 17.5 mm, yellow reinforced, 50 mtr per roll
60.01.01925	Primabel tubing 3/4" 19 x 25.5 mm, yellow reinforced, 50 mtr per roll

Flexible spiral tubing.



Article number	Description
60.01.10601	Flexible spiral tubing 12 mm, 3 mtr working length
Connection pieces for 12 mm spiral tubing:	
60.01.10611	PP screw-in couplings, 12 mm x 1/2" male thread (2 required)
60.01.10612	PP connection socket 1/2" female thread
60.01.10602	Flexible spiral tubing 16 mm, 2.5 mtr working length
Connection pieces for 16 mm flexible spiral tubing:	
60.01.20164	PE transfer coupling 16 mm x 1/2" male thread
60.01.30164	PE transfer coupling 16 mm x 1/2" female thread
60.01.20166	PE transfer coupling 16 mm x 3/4" male thread
60.01.30166	PE transfer coupling 16 mm x 3/4" female thread

Connection pieces - PVC

PVC connection pieces for low pressure systems.

1/4" = 6 mm; 1/2" = 16 mm; 3/4" = 22 mm



Plastic T-pieces.

Article number	Description
60.01.22201	T-piece 1/4"
60.01.22202	T-piece 1/2"
60.01.22203	T-piece 3/4"
60.01.22204	T-piece 3/4" x 1/2" x 3/4"

PVC L-pieces.



Article number	Description
60.01.22302	L-piece 1/2"
60.01.22303	L-piece 3/4"

PVC straight connection pieces.



Article number	Description
60.01.22401	Straight connection 1/4"
60.01.22402	Straight connection 1/2"
60.01.22403	Straight connection 3/4"
60.01.22500	Straight connection piece 1/2" x 3/4"

PVC cross pieces.

Article number	Description
60.01.22602	Cross piece 1/2"
60.01.22603	Cross piece 3/4"
60.01.22604	Cross piece 1/2" x 3/4"



PVC straight tube connectors, without washer and nut.

Article number	Description
60.01.22701	Tube connector 1/2" female thread x 3/4" connection
60.01.22702	Tube connector 1/2" male thread x 1/2" connection
60.01.22703	Tube connector 1/2" male thread x 3/4" connection
60.01.22704	Tube connector 1/2" female thread x 1/2" connection
60.01.22705	Tube connector 3/4" male thread x 3/4" connection
12.01.10014	Tube connector 3/4" female thread x 3/4" connection
60.01.22707	Tube connector 3/4" female thread x 1/2" connection
60.01.22708	Tube connector 3/4" male thread x 1/2" connection
60.01.22709	Tube connector 1" male thread x 3/4" connection



PVC straight tube connector, with washer and nut.

Article number	Description
60.01.22706	Tube connector 3/4" female thread x 3/4" connection
60.01.22770	Tube connector 3/4" female thread x 1/2" connection



PVC 90° tube connectors, without washer and nut.

Article number	Description
60.01.22802	Tube connector 90°, 1/2" male thread x 3/4" connection
60.01.22803	Tube connector 90°, 1/2" male thread x 1/2" connection
60.01.22805	Tube connector 90°, 3/4" male thread x 3/4" connection
60.01.22808	Tube connector 90°, 1/2" female thread x 1/2" connection
60.01.22930	Tube connector 90°, 3/4" male thread x 3/4" male thread
60.01.22940	Tube connector 90°, 3/4" female thread x 3/4" male thread



PVC washers and nuts.

Article number	Description
12.01.10013	Washer 3/4" 24 x 12 x 2 mm
12.01.10021	Washer 1/2" 11 x 18 x 1.5 mm
60.02.20001	Nut 1/2"
60.02.20002	Washer 1/2"
60.02.33101	Nut 3/4"
60.02.33102	Washer 3/4"
60.02.33201	Nut 1"
60.02.33202	Washer 1"
60.02.33301	Nut 1 1/2"
60.02.33302	Washer 1 1/2"



PE tubing

PE tubing Kiwa approved, 100 mtr per roll.

Article number	Description
60.01.70000	PE tubing 16 x 1.8 mm
60.01.71000	PE tubing 25 x 2.7 mm
60.01.71500	PE tubing 32 x 3.5 mm



- 1
- 2
- 3
- 4
- 5
- 6
- 7
- 8
- 9

PE couplings Plasson - Kiwa approved

PE straight couplings.



Article number	Description
60.01.71160	PE coupling 16 mm
60.01.71250	PE coupling 25 mm
60.01.71320	PE coupling 32 mm

PE transfer couplings.



Article number	Description
60.01.30164	PE transfer coupling 1/2" female thread x 16 mm
60.01.30166	PE transfer coupling 3/4" female thread x 16 mm
60.01.10516	PE transfer coupling 25 mm x 16 mm
60.01.30251	PE transfer coupling 1" female thread x 25 mm
60.01.20164	PE transfer coupling 1/2" male thread x 16 mm
60.01.20166	PE transfer coupling 3/4" male thread x 16 mm
60.01.20251	PE transfer coupling 1" male thread x 25 mm
60.01.20256	PE transfer coupling 3/4" male thread x 25 mm
60.01.20321	PE transfer coupling 1" male thread x 32 mm
60.01.20326	PE transfer coupling 3/4" male thread x 32 mm
60.01.30256	PE transfer coupling 3/4" female thread x 25 mm
60.01.30321	PE transfer coupling 1" female thread x 32 mm

PE thread couplings.



Article number	Description
60.01.30404	PE coupling 2 x 1/2" male thread
60.01.30606	PE coupling 2 x 3/4" male thread

PE knee couplings.



Article number	Description
60.01.50016	PE knee coupling 16 mm
60.01.50025	PE knee coupling 25 mm
60.01.50032	PE knee coupling 32 mm
60.01.50104	PE knee coupling 16 mm x 1/2" female thread
60.01.50256	PE knee coupling 25 mm x 3/4" female thread

PE T-couplings.



Article number	Description
60.01.40016	PE T-coupling 16 mm
60.01.40025	PE T-coupling 25 mm
60.01.40032	PE T-coupling 32 mm

PE transfer T-couplings.



Article number	Description
60.01.40164	PE T-coupling 16 mm x 1/2" female thread x 16 mm
60.01.40166	PE T-coupling 16 mm x 3/4" female thread x 16 mm
60.01.40246	PE T-coupling 25 mm x 1/2" female thread x 25 mm
60.01.40256	PE T-coupling 25 mm x 3/4" female thread x 25 mm
60.01.41256	PE T-coupling 25 mm x 3/4" male thread x 25 mm
60.01.40326	PE T-coupling 32 mm x 3/4" female thread x 32 mm

PE couplings - Kiwa approved

PE straight couplings.

Article number	Description
60.01.30016	PE coupling 16 mm
60.01.30025	PE coupling 25 mm
60.01.30032	PE coupling 32 mm



PE knee couplings.

Article number	Description
60.01.20016	PE knee coupling 16 mm
60.01.20025	PE knee coupling 25 mm
60.01.20032	PE knee coupling 32 mm
60.01.22017	PE knee coupling 16 mm x 1/2" male thread
60.01.22025	PE knee coupling 25 mm x 3/4" male thread
60.01.22032	PE knee coupling 32 mm x 1" male thread
60.01.24017	PE knee coupling 16 mm x 1/2" female thread
60.01.24025	PE knee coupling 25 mm x 3/4" female thread
60.01.24032	PE knee coupling 32 mm x 1" female thread



PE transfer couplings.

Article number	Description
60.01.32017	PE transfer coupling 1/2" male thread x 16 mm
60.01.32026	PE transfer coupling 3/4" male thread x 25 mm
60.01.32033	PE transfer coupling 1" male thread x 32 mm
60.01.34017	PE transfer coupling 1/2" female thread x 16 mm
60.01.34026	PE transfer coupling 3/4" female thread x 25 mm
60.01.34033	PE transfer coupling 1" female thread x 32 mm



PE T-couplings.

Article number	Description
60.01.10016	PE T-coupling 16 mm
60.01.10025	PE T-coupling 25 mm
60.01.10032	PE T-coupling 32 mm
60.01.14017	PE T-coupling 16 mm x 1/2" female thread x 16 mm
60.01.14025	PE T-coupling 25 mm x 3/4" female thread x 25 mm
60.01.14032	PE T-coupling 32 mm x 1" female thread x 32 mm
60.01.12017	PE T-coupling 16 mm x 1/2" male thread x 16 mm
60.01.12025	PE T-coupling 25 mm x 3/4" male thread x 25 mm
60.01.12032	PE T-coupling 32 mm x 1" male thread x 32 mm



Water tanks and equipment

Water tanks - PVC

PVC float tank with 1/2" bottom outlet, complete with sealing screw and washer, ±7 ltr capacity. Available in white, blue, black and red. L x W x H: 35.5/32 x 19 x 15 cm.

Article number	Description
60.02.31000	Float tank 7 ltr, white
60.02.31001	Float tank 7 ltr, blue
60.02.31002	Float tank 7 ltr, red
60.02.31003	Float tank 7 ltr, black
60.02.31400	Lid, white
60.02.31401	Lid, blue
60.02.31402	Lid, red
60.02.31403	Lid, black
60.02.31500	Sealing screw 1/2"
60.02.20002	Washer 1/2"
60.02.31600	Sealing screw 3/4"
60.02.33102	Washer 3/4"



PVC water tank, ±90 ltr capacity, red. L x W x H: 81/78.5 x 52 x 31.5 cm.



Article number	Description
60.02.35000	Water tank 90 ltr, red
60.02.35100	Lid, red
60.02.35200	Galvanized mounting support, per piece

Polyester water tanks

Polyester water tanks.



Article number	Description
60.02.37000	Tank ±350 ltr capacity. L x W x H: 96 x 96 x 60 cm
60.02.38000	Tank ±600 ltr capacity. L x W x H: 94 x 94 x 100 cm
60.02.39000	Tank ±1000 ltr capacity. L x W x H: 120 x 120 x 100 cm
Polyester lids:	
60.02.37100	Lid for 350 ltr tank
60.02.38100	Lid for 600 ltr tank
60.02.39100	Lid for 1000 ltr tank

Galvanized steel frame for polyester water tank.



Article number	Description
60.02.37200	Frame for 350 ltr tank
60.02.38200	Frame for 600 ltr tank
60.02.39200	Frame for 1000 ltr tank

Float valves

Mini float valve, 1/2" connection. Adjustable water level. Length 21 cm.



Article number	Description
60.02.32000	Mini float valve 1/2"

UK float valve, 1/2" connection, PVC ball, with brass or PVC arm. 3.35 mm orifice.



Article number	Description
60.02.32102	Brass arm 1/2"
60.02.32192	PVC arm 1/2"
60.02.32101	PVC ball
Parts:	
60.02.32103	Sealing rubber white
60.02.32104	O-ring black
60.02.32105	Orifice large, 6.5 mm
60.02.32106	Orifice small, 3.35 mm, standard
60.02.32107	Nut

Float valve, 1/2" connection, heavy-duty type. With adjustable level.

Article number	Description
60.02.32300	Float valve 1/2"



Brass float valve with PVC ball.

Article number	Description
60.02.32502	Brass float valve 1/2"
60.02.32602	Brass float valve 3/4"
60.02.32702	Brass float valve 1"
60.02.32601	PVC ball 120 mm Ø for 1/2" and 3/4" float valve
60.02.32701	PVC ball 150 mm Ø for 1" float valve



Auto-tankers to regulate the water supply from an open tank, consisting of a body with float and mounting brackets. Easy to mount.

Article number	Description
60.02.37800	Auto-tanker, galvanized, with 3.5 mm pressure jet
53.01.32007	Jet washer
53.01.32008	Jet 3.5 mm
53.01.32011	Insert rubber
60.02.37700	Super Auto-tanker, galvanized/PVC body with 5 mm jet



Outlets - PVC

Outlets 3/4", complete with nut and washer.

Article number	Description
60.02.33000	Outlet straight, 3/4" male thread, 3/4" tube connection
60.02.33100	Outlet 90°, 3/4" male thread, 3/4" tube connection
60.02.33101	Nut 3/4"
60.02.33102	Rubber washer 3/4"



Outlet 1", complete with nut and washer.

Article number	Description
60.02.33200	Outlet straight, 1" male thread
60.02.33201	Nut 1"
60.02.33202	Rubber washer 1"



Outlet 1½", complete with nut and washer.

Article number	Description
60.02.33300	Outlet straight, 1½" male thread
60.02.33301	Nut 1½"
60.02.33302	Rubber washer 1½"



1

2

3

4


5

6

7


8

9



Fitting materials
Pipe cross connectors - galvanized

Pipe connectors to make a cross connection.



Article number	Description
60.03.00044	Pipe connector 1/2" (A) x 1/2" (B)
60.03.00045	Pipe connector 1" (A) x 1/2" (B)
60.03.00046	Pipe connector 1" (A) x 3/4" (B)
60.03.00047	Pipe connector 1" (A) x 1" (B)
60.03.00049	Pipe connector 3/4" (A) x 3/4" (B)
60.03.00050	Pipe connector 3/4" (A) x 1" (B)
60.03.00051	Pipe connector 5/4" (A) x 3/4" (B)
60.03.00052	Pipe connector 5/4" (A) x 1" (B)

U-brackets - galvanized

Galvanized U-brackets, M8.



Article number	Description
60.03.47510	U-bracket 1/2" x 44 mm, without nut
60.03.47520	U-bracket 3/4" x 44 mm, without nut
60.03.47530	U-bracket 1" x 52 mm, with nut
60.03.47535	U-bracket 1" x 75 mm, with nut
60.03.47540	U-bracket 1 1/4" x 62 mm, without nut
60.03.47550	U-bracket 1 1/2" x 80 mm, without nut
60.03.47608	Nut M8

Pin saddles - galvanized

Galvanized pin saddles. Saddle 18 x 2 mm, pin 90 x 6 mm.



Article number	Description
60.03.36400	Pin saddle 1/2"
60.03.36500	Pin saddle 3/4"
60.03.36600	Pin saddle 1"
60.03.36700	Pin saddle 5/4"

Geka couplings - brass

Geka brass couplings, tube connection.



Article number	Description
60.03.40101	Geka coupling 1/2" tube connection
60.03.40103	Geka coupling 3/4" tube connection
60.03.40104	Geka coupling 1" tube connection

Geka brass couplings, female thread.



Article number	Description
60.03.40110	Geka coupling 1/2" female thread
60.03.40111	Geka coupling 3/4" female thread
60.03.40113	Geka coupling 1" female thread

Geka brass couplings, male thread.



Article number	Description
60.03.42110	Geka coupling 1/2" male thread
60.03.42111	Geka coupling 3/4" male thread
60.03.42113	Geka coupling 1" male thread

Fittings - stainless steel

Article number	Description
60.03.13009	T-piece 1/2" female thread
60.03.80900	Knee 45° 1/2" female thread
60.03.80904	Knee 90° 1/2" female thread
60.03.23493	Knee 90° 1/2" female thread x 1/2" male thread
60.03.44271	Round socket 1/2" female thread



Reduction rings and couplings - brass

Article number	Description
60.03.19104	Reduction ring 1/2" male thread x 1/4" female thread
60.03.19407	Reduction ring 1/2" male thread x 3/8" female thread
60.03.19805	Reduction ring 3/4" male thread x 1/2" female thread
60.03.19806	Reduction ring 1" male thread x 3/4" female thread
60.03.19807	Reduction ring 3/4" male thread x 1/4" female thread
60.03.53200	Coupling 1" male thread x 1" male thread
60.03.53201	Coupling 3/4" male thread x 1" female thread
60.03.53202	Coupling 3/4" male thread x 3/4" male thread
60.03.53203	Coupling 1" male thread x 5/4" male thread
60.03.53400	Connection piece 1" x 1" female thread
60.03.53401	Connection piece 5/4" x 5/4" female thread



Thread coupling set - brass

Coupling set consisting of point piece, union and ring.

Article number	Description
60.03.53630	Coupling set 3/4" female thread x 1/2" point piece
60.03.53632	Coupling set 1" female thread x 3/4" point piece
60.03.53633	Coupling set 5/4" female thread x 1" point piece



Seals - fiber

Article number	Description
60.03.53230	Fiber seal DN15 1/2"
60.03.53240	Fiber seal DN20 3/4"
60.03.53250	Fiber seal DN25 1"
60.03.53260	Fiber seal DN32 5/4"




Winches, hanging and fastening materials

Steel cable

PP coated galvanized steel cable, 7 x 7 steel threads, for use in stables. Tensile strength 1770 N/mm².


mbL = minimum breaking load.

Article number	Description
60.04.60038	Steel cable, 3 mm Ø, mbl 259 kg, black coated
60.04.60040	Steel cable, 5 mm Ø, mbl 1040 kg, blue coated
60.04.60041	Steel cable, 6 mm Ø, mbl 1570 kg, blue coated
60.04.60042	Steel cable, 8 mm Ø, mbl 2340 kg, blue coated



Stainless steel cable. Tensile strength 1570 N/mm².

mbf = minimum breaking load.



Article number	Description
60.04.60074	Steel cable 1.5 mm Ø, 7 x 7 steel threads, mbl 128 kg
60.04.60069	Steel cable 3 mm Ø, 7 x 19 steel threads, mbl 478 kg
60.04.60070	Steel cable 4 mm Ø, 7 x 19 steel threads, mbl 850 kg
60.04.60071	Steel cable 5 mm Ø, 7 x 19 steel threads, mbl 1330 kg
60.04.60971	Steel cable 5 mm Ø, 1 x 19 steel threads, mbl 2100 kg
60.04.60072	Steel cable 6 mm Ø, 7 x 19 steel threads, mbl 1920 kg
60.04.60073	Steel cable 8 mm Ø, 7 x 19 steel threads, mbl 3410 kg


Stainless steel single wire. Oil drawn, polished AISI-316



Article number	Description
60.04.60035	Stainless steel single wire, 2.5 mm Ø. Per 50 kg = 1300 mtr

Galvanized steel cable. Tensile strength 1770 N/mm².

mbf = minimum breaking load.



Article number	Description
15.00.67800	Steel cable 1.5 mm Ø, 1 x 7 steel threads, mbl 221 kg
60.04.60080	Steel cable 3 mm Ø, 6 x 7 + 1 steel threads, mbl 539 kg
60.04.60980	Steel cable 3 mm Ø, 7 x 19 steel threads, mbl 539 kg
60.04.60081	Steel cable 4 mm Ø, 6 x 19 + 1 steel threads, mbl 887 kg
60.04.60981	Steel cable 4 mm Ø, 7 x 19 steel threads, mbl 958 kg
60.04.60082	Steel cable 5 mm Ø, 6 x 19 + 1 steel threads, mbl 1390 kg
60.04.60982	Steel cable 5 mm Ø, 7 x 19 steel threads, mbl 1500 kg
60.04.60083	Steel cable 6 mm Ø, 6 x 19 + 1 steel threads, mbl 2000 kg

Cable clamps

Galvanized cable clamps.



Article number	Description
60.04.60061	Cable clamp 1/8" (3 mm)
60.04.60060	Cable clamp 3/16" (5 mm)
60.04.60062	Cable clamp 1/4" (6 mm)
15.00.67703	Cable clamp 8-15

Stainless steel cable clamps.



Article number	Description
60.04.60961	Cable clamp 1/8" (3 mm)
60.04.60960	Cable clamp 3/16" (5 mm)
60.04.60962	Cable clamp 1/4" (6 mm)

Galvanized cable clamp.



Article number	Description
60.04.60632	Cable clamp 1/8" (3 mm)

Winches

Goliath hand winches with ratchet-wheel, not for hoisting purposes.

Article number	Description
60.05.85000	Hand winch 3N1, 25 mm drum, max. 470 kg hauling capacity
60.05.84000	Hand winch 5N1, 22 mm drum, max. 595 kg hauling capacity
60.05.86000	Hand winch 6N1, 22 mm drum, max. 650 kg hauling capacity
60.05.89000	Hand winch 9N1, 28 mm drum, max. 850 kg hauling capacity



1

Goliath hand winch automatic with brake winches, not for hoisting purposes. TUV approved.

Article number	Description
60.05.85001	Hand winch 4AF, 40 mm drum, max. 450 kg hauling capacity
60.05.84001	Hand winch 6AF, 50 mm drum, max. 600 kg hauling capacity
60.05.88000	Hand winch 8AF, 60 mm drum, max. 795 kg hauling capacity
60.05.89001	Hand winch 12AF, 76 mm drum, max. 1400 kg hauling capacity



2

Multifunctional automatic brake hand winch.

Article number	Description
60.05.83200	Hand winch H-1200B, 33 mm drum, max. 544 kg hauling capacity



3

4

Multifunctional winch with ratchet-wheel.

Article number	Description
60.05.83300	Winch H-1100, 38 mm drum, max. 499 kg hauling capacity



5

6

Universal winch wall support, galvanized.

Article number	Description
60.05.85100	Universal winch wall support



7


8

Multifunctional double drum ceiling winch.

Article number	Description
60.05.83100	Double drum ceiling winch H-1500, 47 mm drum, max. 680 kg hauling capacity



9



1



Powerlift ceiling winch.

Article number	Description
60.05.83500	Powerlift ceiling winch H-3500, 92 mm drum, max. 1588 kg hauling capacity

2



Crank for ceiling winches.

Article number	Description
60.05.83101	Crank, 1.80 mtr

3

4



Pulleys

Pulleys with hook or eye.

Article number	Description
60.06.53000	Pulley 21 mm, steel/nylon. 5 mm cable, max 70. kg load capacity
60.06.53001	Pulley 21 mm, stainless steel/nylon. 5 mm cable, max. 90 kg load capacity

5

6



Article number	Description
60.06.53010	Pulley 45 mm, steel/nylon. 6 mm cable, max. 115 kg load capacity
60.06.53011	Pulley 45 mm, stainless steel/nylon. 6 mm cable, max. 140 kg load capacity

7

8



Article number	Description
60.06.91501	Pulley 40 mm steel/nylon, with steel hook. 5 mm cable, max. 70 kg load capacity
60.06.91500	Pulley 40 mm aluminium/nylon, with stainless steel hook. 5 mm cable, max. 90 kg load capacity

9



Article number	Description
60.06.53012	"Markies" pulley, 32 mm aluminium/nylon. 5 mm cable, max. 70 kg load capacity

Article number	Description
60.06.53035	Pulley 65 mm, stainless steel/nylon. 5 mm cable, max. 150 kg load capacity



Article number	Description
60.06.53030	Split pulley 40 mm, steel. 5 mm cable, max. 100 kg load capacity
60.06.53040	Split pulley 65 mm, steel. 5 mm cable, max. 70 kg load capacity



Article number	Description
60.06.91600	Pulley 80 mm, steel/nylon. 6 mm cable, max. 230 kg load capacity



Pulleys without eye.

Article number	Description
60.06.53050	Pulley 90 mm, steel/cast iron. 5 mm cable, max. 200 kg load capacity
60.06.53055	Pulley with bearing 90 mm, steel/cast iron. 8 mm cable, max. 350 kg load capacity
60.06.53060	Pulley 90 mm, steel/nylon. 8 mm cable, max. 180 kg load capacity



Wall pulleys.


Article number	Description
60.06.53070	Pulley 90 mm for wall mounting, steel/cast iron. 8 mm cable, max. 750 kg load capacity



Article number	Description
60.06.53080	Pulley corner type 77.5 x 20 mm, steel. 10 mm cable, max. 1000 kg load capacity



- 1
- 2
- 3
- 4
- 5
- 6
- 7
- 8
- 9



1


Screw hooks

Galvanized screw hooks, length with/without hook.

Article number	Description
60.07.53080	Screw hook 80/45 mm, 6 mm Ø
60.07.53120	Screw hook 120/85 mm, 6 mm Ø
60.07.53160	Screw hook 160/120 mm, 7 mm Ø
60.07.53200	Screw hook 200/150 mm, 7 mm Ø
60.07.53250	Screw hook 250/200 mm, 9.4 mm Ø

2



Stainless steel screw hooks, with/without hook.

Article number	Description
60.07.53121	Screw hook 120/85 mm, 6 mm Ø
60.07.53122	Screw with eye 120/85 mm, 6 mm Ø
60.07.53161	Screw hook 160/120 mm, 7 mm Ø

3


Victor chain

Victor chain, galvanized, 2.5 mm Ø.

Article number	Description
60.07.69000	Victor chain, 30 mtr per roll

4

5


S-hooks

Article number	Description
15.00.67702	S-hook galvanized, 3.45 x 9 x 30 mm
60.07.90020	S-hook galvanized, 4 x 11 x 35 mm

6

7


Springs

Article number	Description
15.00.67701	Spring galvanized, length 9/11 cm, 1.5 cm Ø
60.07.51072	Spring galvanized, length 3.8/7.2 cm, 1 cm Ø
60.07.51084	Spring galvanized, length 5.0/8.4 cm, 1 cm Ø

8

9


Nylon cord

Nylon cord, plaited.

Article number	Description
60.07.90013	Nylon cord 3 mm, min. 100 kg breaking load, 500 mtr per roll
60.07.90014	Nylon cord 4 mm, min. 182 kg breaking load, 250 mtr per roll

Nylon cord, hollow plaited.

Article number	Description
60.07.90017	Nylon cord 6 mm, min. 400 kg breaking load, 200 mtr per roll



Cord adjusters

Cord adjusters for 3 and 4 mm cord.

Article number	Description
60.07.11481	Cord adjuster, 2 holes
40.01.21180	Cord adjuster, 3 holes
40.01.33061	Cord adjuster, 3 holes
40.01.30321	Cord adjuster aluminium, 2 holes



Split screws

PVC split screws with nut.

Article number	Description
60.07.20010	Split screw 1/8", 3 mm
60.07.20011	Split screw M10, 4 mm
60.07.20012	Nut 3/16", 5 mm




Screws, nuts and plugs

Article number	Description
12.01.10007	Metal screw galvanized square M5
12.01.10010	Metal screw galvanized M5 x 12
25.04.24016	Metal screw with nut for mounting No. 25.04.24015
60.07.53000	Screw 4.0 x 50 mm
60.07.53100	Nylon plug 6 mm
60.07.53105	Nylon plug 8 mm
60.07.53110	Nylon plug 10 mm
60.07.53350	Nut M8
60.07.53355	Nut M8 self-locking
60.07.53450	Bolt M8 x 16 mm
60.07.53455	Bolt M8 x 20 mm
60.07.53550	Wood screw 8 x 70 mm
60.07.53650	Ring M8
60.07.53655	Ring M8 large



1
2
3
4
5
6
7
8
9



Medicators and disinfection equipment



- 1
- 2
- 3
- 4
- 5
- 6
- 7
- 8
- 9

Dosatron liquid dosage pumps

Dosatron liquid dosage pumps for vitamins and medicines operate by water pressure without electricity.

The Dosatron is installed directly in the water supply line and is powered by the water flow, which activates it to draw the required percentage of concentrate directly from the container and injected into the water. The well mixed solution in the Dosatron is forced by water pressure further into the system. The concentrate dosage is directly proportional to the volume of water entering the Dosatron, regardless of any possible pressure or flow variations.

Dosatron with internal adjustment

Dosatron D100R with internal adjustment. Self-suction at max. 4 mtr suction height, 3/4" male thread connection.

- Flow rate: Min. 20 ltr - max. 1500 ltr per hour
- Working pressure: Min. 0.5 bar - max. 5 bar

Article number	Description
70.00.10000	D100R- internal dosage adjustment: 0.5% - 0.8% - 1%
60.01.22706	Tube connector consisting of 3 parts, 3/4" female thread x 3/4" connection

Dosatron with external adjustment - D25 series

Dosatron with external adjustment. Seals resistant to acids, oils and pesticides. Self-suction at max. 4 mtr suction height, 3/4" male thread connection.

- Flow rate: Min. 10 ltr - max. 2500 ltr per hour
- Working pressure: Min. 0.3 bar - max. 6 bar

Article number	Description
70.00.25002	D25RE2VF - external adjustment: 0.2% - 2%
70.00.25005	D25RE5VF - external adjustment: 1% - 5%
60.01.22706	Tube connector consisting of 3 parts, 3/4" female thread x 3/4" connection

- Flow rate: Min. 10 ltr - max. 2000 ltr per hour
- Working pressure: Min. 0.3 bar - max. 4 bar

Article number	Description
70.00.25000	D25RE10VF - external adjustment: 3% - 10%
60.01.22706	Tube connector consisting of 3 parts, 3/4" female thread x 3/4" connection



Dosatron with external dosage adjustment and PVDF body resistant to organic acids. Self-suction at max. 4 mtr suction height, 3/4" male thread connection.

Article number	Description
70.00.25032	D25RE2AO - external adjustment: 0.2% - 2%
60.01.22706	Tube connector consisting of 3 parts, 3/4" female thread x 3/4" connection



Dosatron with external dosage adjustment and intergrated by-pass. Self-suction at max. 4 mtr suction height, 3/4" male thread connection.

Article number	Description
70.00.25012	D25RE2/BP - external adjustment: 0.2% - 2%
60.01.22706	Tube connector consisting of 3 parts, 3/4" female thread x 3/4" connection



Dosatron with external dosage adjustment and external injection. Self-suction at max. 4 mtr suction height, 3/4" male thread connection.

Article number	Description
70.00.25022	D25RE2/IE - external adjustment: 0.2% - 2%
70.00.25025	D25RE5/IE - external adjustment: 1% - 5%
60.01.22706	Tube connector consisting of 3 parts, 3/4" female thread x 3/4" connection



Dosatron with external dosage adjustment - DIA4RE


Dosatron with external dosage adjustment is suitable for low pressure and low water flow. Works by a hydraulic diaphragm motor for no friction between the body and the motor. Self-suction: max. 4 mtr suction height. Connection: 3/4" male thread.

- Flow rate: Min. 4.5 ltr - max. 2500 ltr per hour
- Working pressure: Min. 0.15 bar - max. 5.5 bar

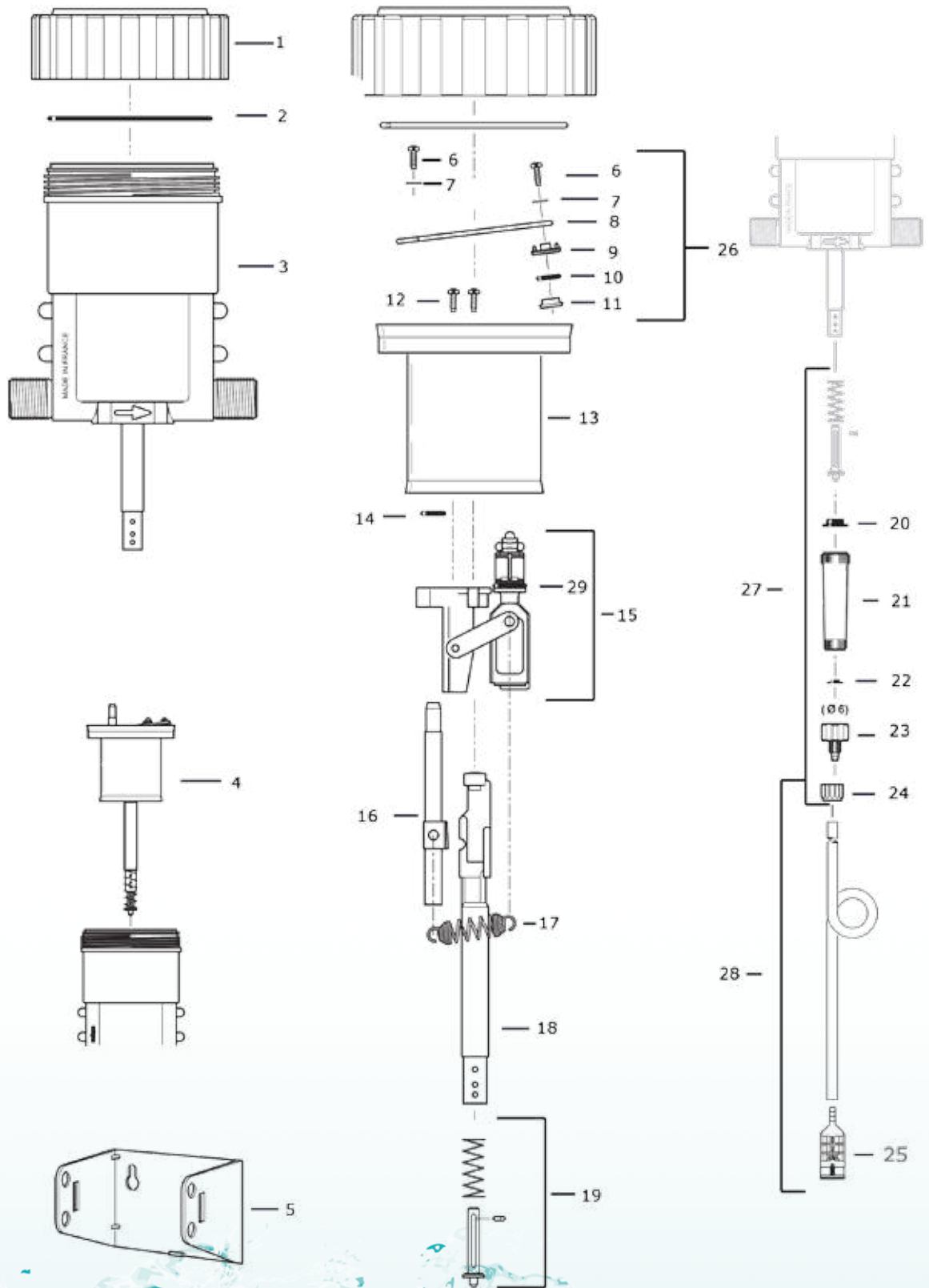
Article number	Description
70.00.00004	DIA4RE - external dosage adjustment: 1% - 4%
60.01.22706	Tube connector consisting of 3 parts, 3/4" female thread x 3/4" connection



1
2
3
4
5
6
7
8
9




Dosatron D100R - parts



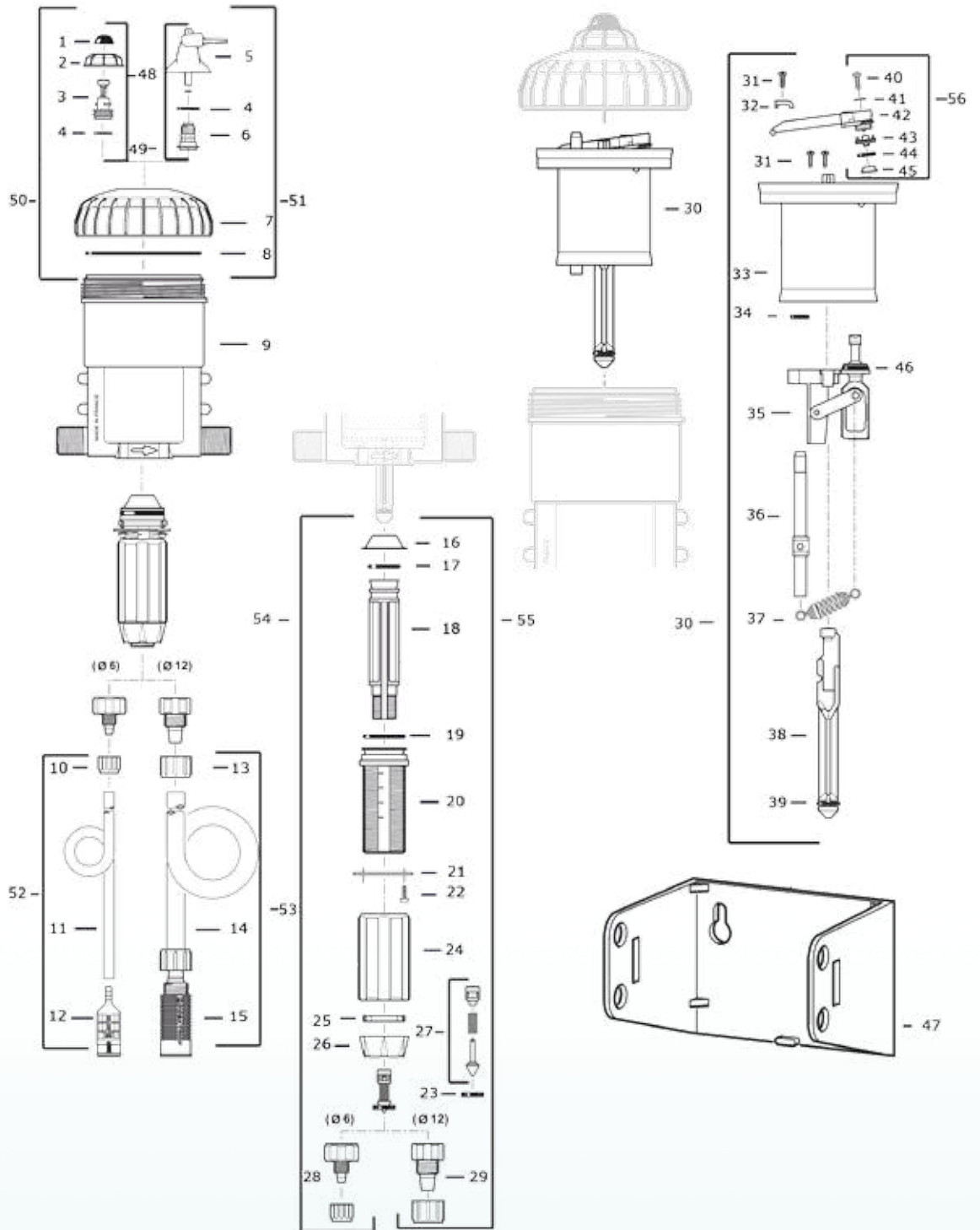
- 1
- 2
- 3
- 4
- 5
- 6
- 7
- 8
- 9

Dosatron D100R - parts

No. drawing	Article number	Description
1	70.01.10001	Top cap
2	70.01.12504	O-ring seal HT
3	70.01.10003	Pump body, blue
4	70.01.10004	Complete motor assembly VT
5	70.01.12507	Wall support
6	70.01.12505	Screw x 2
7	70.01.10007	Metal ring
8	70.01.10008	Exhaust valve support
9	70.01.12506	Upper exhaust valve
10	70.01.12502	O-ring seal VF
11	70.01.10011	Lower exhaust valve
12	70.01.12501	Screw (2x)
13	70.01.10013	Motor piston shell
14	70.01.12503	O-ring seal VF
15	70.01.10015	Acuator sub assembly
16	70.01.10016	Push rod
17	70.01.10017	Spring
18	70.01.10018	Plunger piston
19	70.01.10019	Spring loaded valve
20	70.01.10020	Conical lip seal VF
21	70.01.10021	Injection stem
22	70.01.10022	Conical lip seal VF
23	70.01.10023	Barbed fitting
24	70.01.22503	Nut
25	70.01.22502	Filter assembly for hose 6 x 8
26	70.01.10026	Exhaust valve support sub-assembly
27	70.01.10027	Injection part assembly VF
28	70.01.22501	Suction assembly 6 x 9
29	70.01.10029	O-ring seal VF



Dosatron D25RE2VF - parts




- 1
- 2
- 3
- 4
- 5
- 6
- 7
- 8
- 9



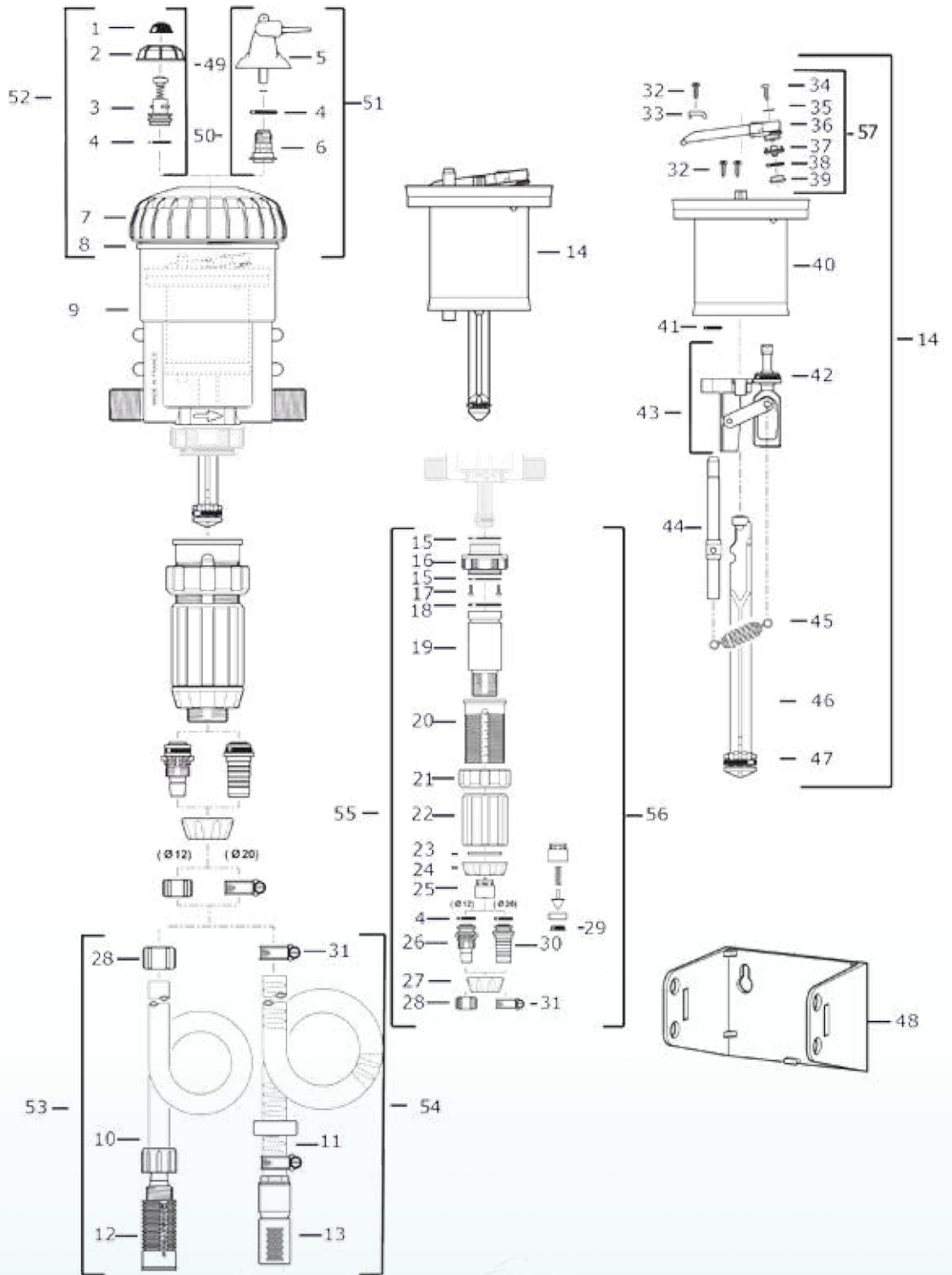
Dosatron D25RE2VF - parts

No. drawing	Article number	Description
1	70.01.92501	Air bleed bellows - black
2	70.01.02521	Webbed cap
3	70.01.02509	Air-bleed sub-assembly
4	70.01.02501	O-ring seal VF
5	70.01.02512	By-pass cover sub-assembly
6	70.01.25206	By-pass switch
7	70.01.02517	Top cap
8	70.01.12504	O-ring seal HT
9	70.01.02515	Pump body, blue
10	70.01.22503	Nut
11	70.01.25211	Hose 6 x 9 - meter
12	70.01.22502	Filter assembly for hose 6 x 8
13	70.01.02514	Nut
14	70.01.42501	Hose 12 x 16 - 1.75 M
15	70.01.42502	Filter assembly for hose 12 x 16
16	70.01.25216	Cap
17	70.01.25217	O-ring seal VF
18	70.01.25218	Injection stem
19	70.01.25219	O-ring seal VF
20	70.01.25220	Sleeve sub assembly
21	70.01.25221	Collar
22	70.01.02503	Screw x 4
23	70.01.25223	Straight lip seal VF
24	70.01.25224	Adjusting nut
25	70.01.25225	Washer
26	70.01.25226	Blocking ring
27	70.01.25227	Suction valve sub-assembly
28	70.01.25228	Barbed fitting 6 x 9
29	70.01.25229	Barbed fitting 12 x 16
30	70.01.25230	Complete motor assembly VF
31	70.01.12501	Screw
32	70.01.02516	Bridle
33	70.01.02518	Motor piston
34	70.01.12503	O-ring seal VF
35	70.01.02507	Actuator assembly VF
36	70.01.02520	Push rod
37	70.01.02504	Spring 2 x
38	70.01.25238	Plunger piston
39	70.01.25239	Flat seal VF
40	70.01.12505	Screw 2 x
41	70.01.02505	Washer
42	70.01.02519	Exhaust valves support
43	70.01.12506	Upper exhaust valve
44	70.01.12502	O-ring seal VF
45	70.01.02513	Lower exhaust valve
46	70.01.02502	O-ring seal VF
47	70.01.12507	Wall support
48	70.01.02510	Air bleed sub-assembly complete with black bellows
49	70.01.02511	Complete by-pass sub-assembly
50	70.01.02522	Top cap assembly with air-bleed and seal
51	70.01.02523	Top cap assembly with by-pass and seal
52	70.01.22501	Suction assembly 6 x 9
53	70.01.02506	Suction assembly 12 x 16
54	70.01.25254	Injection part assembly Ø 6 VF
55	70.01.25255	Injection part assembly Ø 12 VF
56	70.01.02508	Output valve sub-assembly VF

1
2
3
4
5
6
7
8
9



Dosatron D25RE5VF - parts




1
2
3
4
5
6
7
8
9

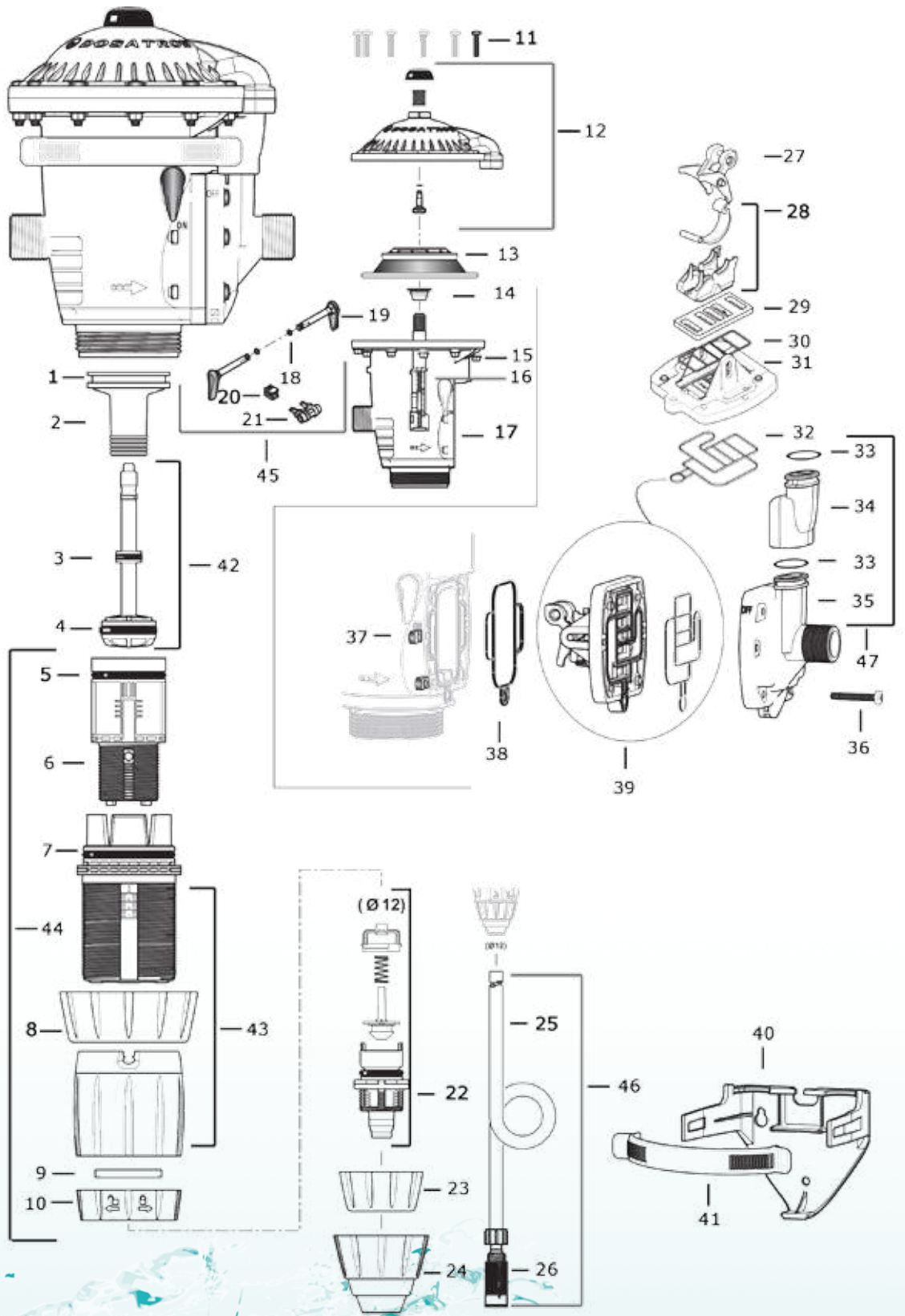
Dosatron D25RE5VF - parts

No. drawing	Article number	Description
1	70.01.92501	Air bleed bellows - black
2	70.01.02521	Webbed cap
3	70.01.02509	Air-bleed sub-assembly
4	70.01.02501	O-ring seal VF
5	70.01.02512	By-pass cover sub-assembly
6	70.01.25506	Bypass switch
7	70.01.02517	Top Cap
8	70.01.12504	O-ring seal HT
9	70.01.02515	Pump body, blue
10	70.01.42501	Hose 12 x 16 - 1.75 M
11	70.01.25511	Hose 20 x 27 - 1,20 M
12	70.01.42502	Filter assembly for hose 12 x 16
13	70.01.25513	Filter assembly for hose 20 x 27
14	70.01.25514	Complete motor assembly VF
15	70.01.25515	O-ring VF
16	70.01.25516	Collar
17	70.01.02503	Srew x 4
18	70.01.25518	O-ring seal VF
19	70.01.25519	Injection stem
20	70.01.25520	Sleeve sub assembly
21	70.01.25521	Nut
22	70.01.25522	Adjusting nut
23	70.01.25523	Anti rotation ring
24	70.01.25524	Blocking nut
25	70.01.25525	Suction valve sub-assy VF
26	70.01.25526	Barbed fitting
27	70.01.25527	Nut
28	70.01.02514	Nut
29	70.01.25529	Conical lip seal VF
30	70.01.25530	Barbed fitting
31	70.01.25531	Hose clamp
32	70.01.12501	Screw
33	70.01.02516	Bridle
34	70.01.12505	Screw 2 x
35	70.01.02505	Washer
36	70.01.02519	Exhaust valves support
37	70.01.12506	Upper exhaust valve
38	70.01.12502	O-ring seal VF
39	70.01.02513	Lower exhaust valve
40	70.01.02518	Motor Piston
41	70.01.12503	O-ring seal VF
42	70.01.02502	O-ring seal VF
43	70.01.02507	Actuator assembly VF
44	70.01.02520	Push rod
45	70.01.02504	Spring 2 x
46	70.01.25546	Plunger piston
47	70.01.25547	Flat seal VF
48	70.01.12507	Wall support
49	70.01.02510	Air bleed sub-assembly complete with black bellows
50	70.01.02511	Complete by-pass sub-assembly
51	70.01.02523	Top cap assembly with by-pass and seal
52	70.01.02522	Top cap assembly with air-bleed and seal
53	70.01.02506	Suction assembly 12 x 16
54	70.01.25554	Suction assembly 20 x 27
55	70.01.25555	Injection part assembly Ø 12VF
56	70.01.25556	Injection part assembly Ø 20VF
57	70.01.02508	Output valve sub-assembly VF

1
2
3
4
5
6
7
8
9



Dosatron DIA4RE - parts




- 1
- 2
- 3
- 4
- 5
- 6
- 7
- 8
- 9



Dosatron DIA4RE - parts

No. drawing	Article number	Description
1	70.01.00401	O-ring seal HT
2	70.01.00402	Piston support
3	70.01.00403	Flat seal VF
4	70.01.00404	Flat seal VF
5	70.01.00405	O-ring seal HT
6	70.01.00406	Injection stem
7	70.01.00407	O-ring seal HT
8	70.01.00408	Nut
9	70.01.00409	Anti-rotation ring
10	70.01.00410	Blocking ring
11	70.01.00411	Screw x 11
12	70.01.00412	Top cap sub-assembly
13	70.01.00413	Diaphragm sub-assembly
14	70.01.00414	Plastic seal for push rod
15	70.01.00415	Nut x 11
16	70.01.00416	Push rod
17	70.01.00417	Pump body
18	70.01.00418	O-ring seal HT x 2
19	70.01.00419	By-pass axis
20	70.01.00420	By-pass clip
21	70.01.00421	By-pass switch
22	70.01.00422	Suction valve sub-assembly VF
23	70.01.00423	Suction valve nut
24	70.01.00424	Hose nut
25	70.01.42501	Hose 12 x 16 - 1.75 M
26	70.01.42502	Filter assembly for hose 12 x 16
27	70.01.00427	Actuator axle
28	70.01.00428	Support sub-assembly and spring
29	70.01.00429	White ceramic plate
30	70.01.00430	Actuator gasket
31	70.01.00431	Actuator base
32	70.01.00432	Transfer body gasket
33	70.01.00433	O-ring seal HT
34	70.01.00434	Transfer tube
35	70.01.00435	Transfer body
36	70.01.00436	Screw x 6
37	70.01.00437	Nut x 6
38	70.01.00438	Pump body gasket
39	70.01.00439	Complete actuator sub-assembly and gasket
40	70.01.00440	Wall support bracket
41	70.01.00441	Strap for wall support
42	70.01.00442	Piston plunger VF sub-assembly
43	70.01.00443	Injection sleeve with seal and adjustment ring
44	70.01.00444	Injection assembly VF
45	70.01.00445	By-pass sub-assembly
46	70.01.00446	Suction assembly 12 x 16
47	70.01.00447	Transfer body, transfer tube sub- assembly and seals



Atomist electric sprayers and duster

The Atomist is ideal for fogging or spraying of disinfectants and medicaments. Lightweight and easily to handle. 7 ltr tank capacity. 220 V, 3.5 amp, 50/60 cycle electric motor.

Atomist electric sprayers

Atomist 1026BR electric sprayer with carrying strap and 96 cm flexible hose. Adjustable fogging and spray nozzle.

- Discharge range: ± 4 mtr
- Fogging capacity: 6.7 - 23 ltr per hour
- Spray capacity: 27 - 63 ltr per hour
- Outlet nozzle: 22 - 46 microns

Article number	Description
71.00.10380	Atomist 1026BR without CE approval
71.00.10381	Atomist 1026BRF with CE approval

Atomist 1952BR electric sprayer without carrying strap and hose. This sprayer is designed for stationary indoor atomized spraying. Do not operate this sprayer in small enclosed areas.

- Discharge range: ± 30 mtr
- Fogging capacity: 6.7 - 23 ltr per hour
- Spray capacity: 27 - 63 ltr per hour
- Outlet nozzle: ± 20 microns

Article number	Description
71.00.10400	Atomist 1952BR without CE approval
71.00.10401	Atomist 1952BRF with CE approval

Disinfection and cleaning materials
Hydrocare

Hydrocare prevents and removes organic residue in drinking water systems. It is the ideal cleaning product as it disinfects the complete water system, including storage reservoirs, pipes, drinking nozzles, cups and bell drinkers, etc., both during and after the production period. The dosage is 50-250 ml Hydrocare per 1000 ltr.

Article number	Description
72.00.10000	1 liter container
72.00.10100	10 liter container

Disinfection and hoof mats


Disinfection mats to prevent hoof problems and to replace the conventional dip or bath. Made of rugged woven polypropylene with a 4 cm thick absorptive inner layer. Easy to clean and long-lasting.

Article number	Description
72.01.20100	Disinfection mat 60 x 90 x 4 cm
72.01.20110	Disinfection mat 90 x 90 x 4 cm
72.01.20120	Disinfection mat 180 x 90 x 4 cm

Boot cleaner

This stable apparatus for quick and thorough cleaning, is made entirely of recycled PVC. Heavy weight for added stability. The brushes are interchangeable. Dimensions: L x W x H = 90 x 30 x 33 cm. Weight ± 11 kg.

Article number	Description
72.01.10300	Boot cleaner



Regulation controls



1

2

3

4

5

6

7

8

9

Pressure reducers, flush and breather sets

Pressure reducers - Braukmann



Braukmann D06F pressure reducers for the reduction of water and non-aggressive liquid pressure, compressed air and nitrogen. Including couplings; without manometer. Installed in horizontal piping with the filter bowl downward.

- Max. inlet pressure: 25 bar
- Outlet pressure: 1.5 - 6 bar
- Max. temperature: 40°C

Article number	Description
73.00.53000	Pressure reducer 1/2"
73.00.53100	Pressure reducer 3/4"
73.00.53200	Pressure reducer 1"
73.00.53300	Pressure reducer 5/4"



Braukmann D06FN low pressure reducers for the reduction of water and non-aggressive liquid pressure, compressed air and nitrogen. Including couplings; without manometer. Installed in horizontal piping with the filter bowl downward.

- Max. inlet pressure: 25 bar
- Outlet pressure: 0.5 - 2 bar
- Max. temperature: 70°C

Article number	Description
73.00.53110	Low pressure reducer 3/4"
73.00.53210	Low pressure reducer 1"

Filter combinations - Braukman



Braukman FK06 filter combinations for water pressure reduction and filtering. Including couplings; without manometer. Installed in horizontal piping with the filter bowl downward.

- Max. inlet pressure: 16 bar
- Outlet pressure: 1.5 - 6 bar
- Max. temperature: 40°C
- Filter: 100 microns

Article number	Description
73.00.53500	Filter combination 1/2"
73.00.53600	Filter combination 3/4"
73.00.53700	Filter combination 1"
73.00.53800	Filter combination 5/4"

Pressure reducers Braukman - Parts



Article number	Description
73.01.61110	Filter 1/2" + 3/4"
73.01.61111	Filter 1"
73.01.61112	Filter holder with O-ring 1/2" + 3/4"
73.01.61113	Filter holder with O-ring 1"
73.01.61114	O-ring 1/2" + 3/4"



Article number	Description
73.01.61115	O-ring 1"
73.01.61118	Repair set 1/2" + 3/4", without filter
73.01.61119	Repair set 1" + 5/4", without filter
73.01.61140	FK06 filter 1/2" + 3/4"
73.01.61144	FK06 filter set 1/2" + 3/4"



Article number	Description
73.01.61150	FK06 filter 1" + 5/4"
73.01.61154	FK06 filter set 1" + 5/4"

Manometers

Manometers, black steel case . Working temperature -20°C - 80°C.

Article number	Description
73.01.52600	Manometer 0-0.6 bar, 1/4" bottom connection, 50 mm Ø
73.01.52700	Manometer 0-1 bar, 1/4" bottom connection, 50 mm Ø
73.01.52800	Manometer 0-4 bar, 1/4" bottom connection, 40 mm Ø
73.01.52900	Manometer 0-4 bar, 1/4" rear connection, 63 mm Ø



Pressure regulator and end sets I-Flow

I-Flow Pressure regulator set with built-in flushing set.

Article number	Description
12.00.01000	I-Flow pressure regulator



For mounting the pressure regulator at the drinking line, a connection set is needed.

Connection sets I-Flow pressure regulator beginning of drinking line:

Article number	Description
12.00.11001	Stabilization tube 25.4 mm Ø, square nipple tubing 22 mm
12.00.11002	Stabilization tube 26.7 mm Ø, square nipple tubing 22 mm
12.00.11003	Stabilization tube 33.7 mm Ø, square nipple tubing 22 mm
12.00.11004	Stabilization tube 25.4 mm Ø, round nipple tubing 26.7 mm Ø
12.00.11005	Stabilization tube 26.7 mm Ø, round nipple tubing 26.7 mm Ø
12.00.11006	Stabilization tube 33.7 mm Ø, round nipple tubing 26.7 mm Ø
12.00.11007	Aluminium profile, square nipple tubing 22 mm
12.00.11008	Aluminium profile, round nipple tubing 26.7 mm Ø



Connection sets I-Flow pressure regulator middle of drinking line:

Article number	Description
12.00.11051	Stabilization tube 25.4 mm Ø, square nipple tubing 22 mm
12.00.11052	Stabilization tube 26.7 mm Ø, square nipple tubing 22 mm
12.00.11053	Stabilization tube 33.7 mm Ø, square nipple tubing 22 mm
12.00.11054	Stabilization tube 25.4 mm Ø, round nipple tubing 26.7 mm Ø
12.00.11055	Stabilization tube 26.7 mm Ø, round nipple tubing 26.7 mm Ø
12.00.11056	Stabilization tube 33.7 mm Ø, round nipple tubing 26.7 mm Ø
12.00.11057	Aluminium profile, square nipple tubing 22 mm
12.00.11058	Aluminium profile, round nipple tubing 26.7 mm Ø

End air outlet set - I-Flow

Article number	Description
12.00.01500	I-Flow end air outlet set

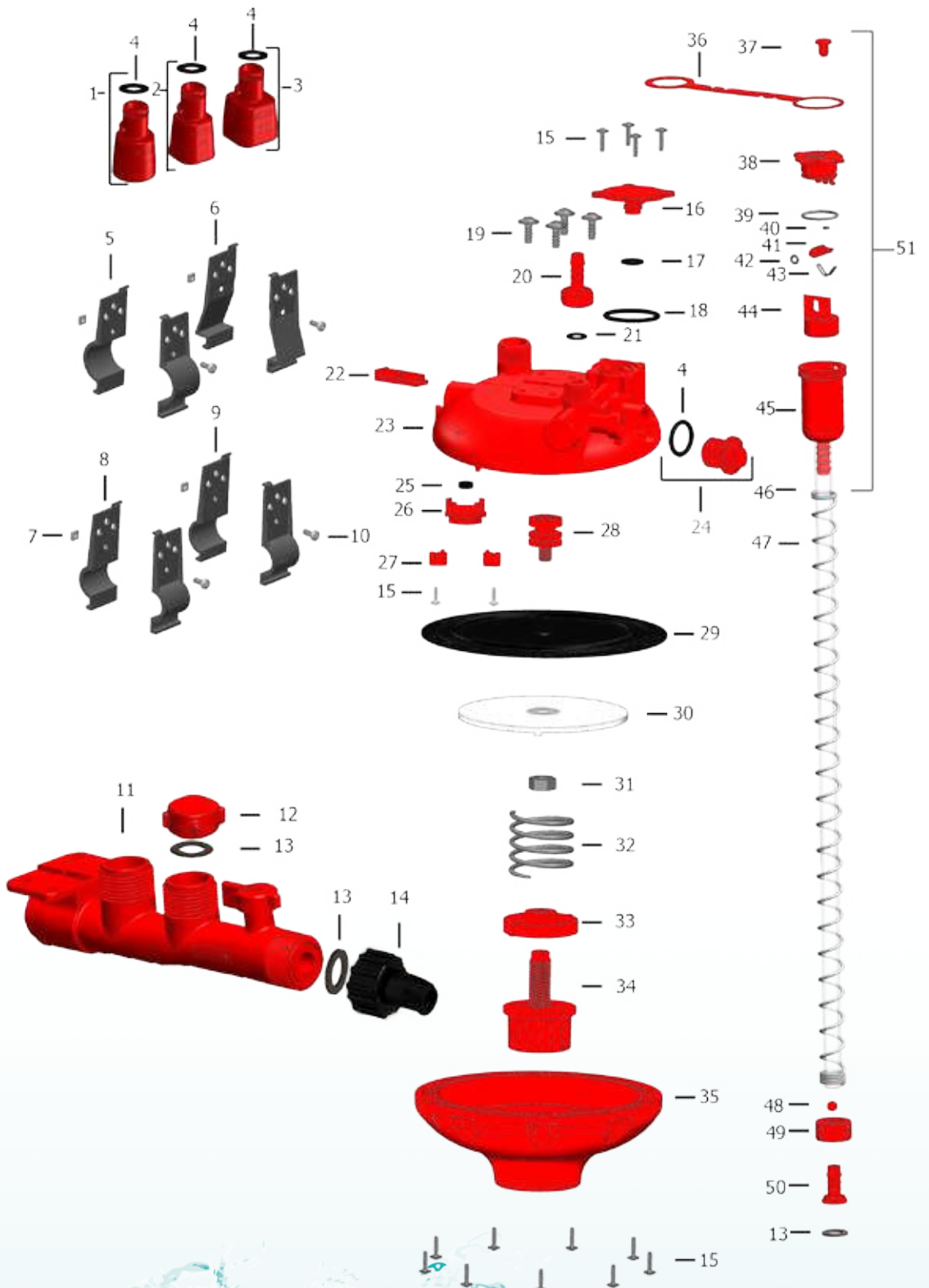
For mounting the end air outlet at the drinking line, a connection set is needed.

End air outlet connection sets I-Flow:


Article number	Description
12.00.11501	Stabilization tube 25.4 mm Ø, square nipple tubing 22 mm
12.00.11502	Stabilization tube 26.7 mm Ø, square nipple tubing 22 mm
12.00.11503	Stabilization tube 33.7 mm Ø, square nipple tubing 22 mm
12.00.11504	Stabilization tube 25.4 mm Ø, round nipple tubing 26.7 mm Ø
12.00.11505	Stabilization tube 26.7 mm Ø, round nipple tubing 26.7 mm Ø
12.00.11506	Stabilization tube 33.7 mm Ø, round nipple tubing 26.7 mm Ø
12.00.01507	Aluminium profile, square nipple tubing 22 mm
12.00.01508	Aluminium profile, round nipple tubing 26.7 mm Ø



Pressure regulator and sets I-Flow - parts



1
2
3
4
5
6
7
8
9



Pressure regulator and sets I-Flow - parts

No. drawing	Article number	Description
1	12.01.10001	Reducer round 26.7 mm
2	12.01.10002	Reducer square 22 x 22 mm
3	12.01.10003	Reducer square 28 x 28 mm
4	12.01.10004	O-ring 16.9 x 2.7
5	12.01.10005	Fastening clamp reducer 33.7 mm
6	12.01.10006	Fastening clamp reducer Aluminium profile
7	12.01.10007	Square nut
8	12.01.10008	Fastening clamp reducer 25.4 mm
9	12.01.10009	Fastening clamp reducer 26.7 mm
10	12.01.00010	Screw, raised head
11	12.01.10011	End piece with valve
12	12.01.10012	Cap 3/4"
13	12.01.00013	Washer G 3/4"
14	12.01.00014	Tube connector 3/4" female thread x 3/4" connection
15	12.01.10015	Screw
16	12.01.10016	Cover
17	12.01.10017	O-ring 9.0 x 2.0 mm
18	12.01.10018	O-ring 28.5 x 2.62 mm
19	12.01.10019	Screw
20	12.01.10020	Tube connector 1/2"
21	12.01.00021	Washer 1/2" 11 x 18 x 1.5 mm
22	12.01.10022	Groove cover
23	12.01.10023	Top shell
24	12.01.10024	Plug with o-ring
25	12.01.10025	Valve washer
26	12.01.10026	Valve lever
27	12.01.10027	Valve lever bracket
28	12.01.10028	Lever operator
29	12.01.10029	Diaphragm
30	12.01.10030	Backing plate
31	12.01.10031	Nut G 18 inch
32	12.01.10032	Pressure spring
33	12.01.10033	Adjustment nut
34	12.01.10034	Adjustment knob
35	12.01.10035	Bottom shell
36	12.01.10036	Hanging strap
37	12.01.10037	Breather protection cap
38	12.01.10038	Breather cover
39	12.01.10039	O-ring 29.1 x 2.55 mm
40	12.01.10040	Breather valve washer
41	12.01.10041	Venting lever
42	12.01.10042	O-ring 4,6 x 2,4
43	12.01.10043	Bend O-ring
44	12.01.10044	Float
45	12.01.10045	Breather house
46	12.01.10046	Breather tube 60 cm
47	12.01.10047	Breather pressure spring
48	12.01.10048	Ball
49	12.01.10049	Union
50	12.01.10050	Tule
51	12.01.10051	Breather

1

2

3

4

5

6

7

8

9

Pressure regulators - Impex

Pressure regulator set with built-in flushing set.

For mounting the pressure regulator at the drinking line, a mounting set is needed.



Article number	Description
12.50.62300	Start pressure regulator
12.50.62381	Mounting set stabilization tube 25.4 mm Ø, square nipple tubing 22 mm
12.50.62382	Mounting set stabilization tube 25.4 mm Ø, round nipple tubing 26.7 mm Ø
12.50.62383	Mounting set aluminium profile, square nipple tubing 22 mm
12.50.62384	Mounting set aluminium profile, round nipple tubing 26.7 mm Ø



Middle pressure regulator mounting set with built-in flushing set.

Article number	Description
12.50.62350	Middle pressure regulator
12.50.62351	Mounting set stabilization tube 25.4 mm Ø, square nipple tubing 22 mm
12.50.62352	Mounting set stabilization tube 25.4 mm Ø, round nipple tubing 26.7 mm Ø
12.50.62353	Mounting set aluminium profile, square nipple tubing 22 mm
12.50.62354	Mounting set aluminium profile, round nipple tubing 26.7 mm Ø

Pressure regulators Impex - Parts

Article number	Description
12.01.10021	O-ring 1/2"
12.51.62301	Reducer round-square 22 mm
12.51.62393	Reducer round 26.7 mm Ø
12.51.62335	Plug set
60.01.22704	Tube connector 1/2" female thread 1/2" connection

Article number	Description
12.51.62304	Breather tubing, per mtr
12.51.62305	Pressure spring
12.51.62306	Breather tube end cap
12.51.62308	Ball 9.5 mm
12.51.62309	O-ring 15 mm Ø x 3.8 mm

Article number	Description
12.51.62310	Breather set, complete
12.51.62311	Top shell
12.51.62312	Top shell - mid house
12.51.62313	Bottom shell
12.51.62314	Adjustment knob



Article number	Description
12.51.62315	Adjustment nut
12.51.62316	Backing plate
12.51.62317	Upper spool
12.51.62318	Lower spool
12.51.62319	Plastic washer



Article number	Description
12.51.62320	Valve cap
12.51.62321	Flushing valve
12.51.62322	Valve nut
12.51.62323	Valve split ring
12.51.62390	Cap plug



Article number	Description
12.51.62324	Pressure spring
12.51.62325	M6 bolt
12.51.62326	Large diaphragm
12.51.62327	Small diaphragm
12.51.62328	Seal



Article number	Description
12.51.62329	O-ring 15 mm Ø x 2.5 mm
12.51.62330	O-ring 21 mm Ø x 2.5 mm
12.51.62331	PT screw 4 mm
12.51.62333	Nut for M6 bolt

Pressure regulators - Maxiflo

The Maxiflo pressure regulator for simple, accurate and effective reduction of water pressure is designed for poultry watering systems. It is also suitable for low pressure pig drinking systems, except type 6001.

- Temperature: 1-40°C
- Inlet connection: 1/2" male thread
- Outlet connection: 3/4" male thread
- Max. inlet pressure: 20 bar

Article number	Description
73.00.06001	Type 6001: Inlet pressure 3 bar, max. 9 ltr per min. Outlet pressure 0.01-0.2 bar
73.00.06002	Type 6002: Inlet pressure 3 bar, max. 34 ltr per min. Outlet pressure 0.05-0.6 bar
73.00.06003	Type 6003: Inlet pressure 3 bar, max. 40 ltr per min. Outlet pressure 0.12-0.9 bar
73.00.06012	Type 6012: Inlet pressure 3 bar, max. 40 ltr per min. Outlet pressure 0.5-1.2 bar



Pressure regulators Maxiflo - parts



Article number	Description
73.01.00100	Locking nut
73.01.02000	Top shell
73.01.02020	Shell outlet 3/4" male thread
73.01.03000	Outlet tube
73.01.04000	Graphite washer



Article number	Description
73.01.01000	Jumper washer for types 6003 and 6012, white
73.01.05000	Stainless steel screw
73.01.06000	Jumper valve guide
73.01.08000	Jumper valve
73.01.09000	Jumper washer for types 6001 and 6002, green



Article number	Description
73.01.01100	Retaining ring
73.01.01201	Diaphragm for type 6001
73.01.01202	Diaphragm for types 6002, 6003 and 6012
73.01.01300	Backing plate
73.01.07000	Jumper carrier



Article number	Description
73.01.01400	Bottom shell for types 6003 and 6012
73.01.01401	Bottom shell for types 6001 and 6002
73.01.01600	Thrust plate for type 6001, stainless steel
73.01.01700	Thrust plate for types 6002, 6003 and 6012, plastic
73.01.05000	Body screw



Article number	Description
73.01.01801	Spring for type 6001
73.01.01802	Spring for type 6002
73.01.01803	Spring for type 6003
73.01.01812	Spring for type 6012
73.01.01900	Adjustment nut

Slope pressure regulators

If the slope of the house floor is greater than 15 cm, a slope pressure regulator is necessary to control the water level.

Article number	Description
12.50.62200	Slope pressure regulator
12.51.62201	Reducer round 26.7 mm x 22 mm square
12.51.62202	Diaphragm for slope pressure regulator No. 12.50.62200
12.51.62210	By-pass kit for slope pressure regulator No. 12.50.62200

Slope pressure regulator 22 x 22 mm, maximal flush pressure 2 bar (maximum of 3 per line).

Article number	Description
12.50.62222	Slope pressure regulator, adjustable for a slope of 10-45 cm



End breather sets

End breather sets for PVC nipple tubing.

Article number	Description
14.00.34002	End air outlet set with rigid 42 cm breather tube
14.00.34255	End air outlet set with rigid 42 cm breather tube and shut-off valve
14.00.62150	End air outlet set with 60 cm flexible breather tube
14.00.62155	End air outlet set with flexible 60 cm breather tube and shut-off valve
14.00.62140	End air outlet set for round pipe 26.7 mm Ø, with flexible 55 cm breather tube



Ventilation valve - Taco

The Taco ventilation valve automatically vents and provides air. The automatic self-sealing check valve prevents water from escaping from the mains should the vent valve need to be replaced. The valve is closed by a float. If air collects in the cup, the float sinks and releases the ventilation valve. The accumulated air escapes until the inflowing water pushes the floater down again and the valve closes. Brass body.

- Max. temperature: 115°
- Max. pressure: 10 bar

Article number	Description
73.00.62130	Taco ventilation valve 3/8" male thread



Flushing system kits

Automatic flushing system kits to automatically flush and clean drinking systems for livestock. The flushing systems can be quickly and simply installed to the pressure regulators. In addition to flushing between flocks, flushing can be done whenever desired for clean and fresh drinking water. For automatic operation, the flushing system can be connected to a flush computer.

Flushing system - I-Flow

Fits to I-Flow pressure regulator No. 12.00.01000.

Article number	Description
12.01.20000	Automatic flushing system



Flushing system - Impex

Fits to pressure regulator No. 12.50.62300 and No.12.50.62350.

Article number	Description
13.00.62360	Automatic flushing system



Mounting set for flushing system for stable suspension, protection of the flushing set and to prevent the drinking line from turning.

Article number	Description
12.50.62389	Mounting set for start pressure regulator No. 12.50.62300
12.50.62359	Mounting set for middle pressure regulator No. 12.50.62350



Controle unit for flushing system

Control unit for automatic flushing system with independent flushing of 7 groups by 7 relays. Time and temperature flushing modes.

Article number	Description
13.00.58000	Control unit
13.00.59000	Water temperature sensor



Water dosage

Water flow controllers - Bermadon

The Bermadon water flow controller automatically admits a preset amount of water and when this is reached, the water supply line is automatically shut off. The amount required is hand set. Functions by water flow and not by counter-pressure. Easy to install in any desired position.

- Connection: 1" male thread
- Max. temperature: 80°C

Article number	Description
74.00.55502	Bermadon 0.1 - 2 m³ water flow per hour: 0 - 50 ltr. Adjustable per ltr
74.00.55504	100 - 4000 ltr. Adjustable per 100 ltr
74.00.55501	Bermadon 0.5 - 5 m³ water flow per hour: 0 - 100 ltr. Adjustable per 2.5 ltr
74.00.55503	10 - 500 ltr. Adjustable per 10 ltr
74.00.55505	25 - 1000 ltr. Adjustable per 25 ltr
74.00.55506	50 - 2000 ltr. Adjustable per 50 ltr



Solenoid valves

Bürkert 2/2 -way solenoid valve type 280. Brass body, NBR sealings.

- **Closed type without current**
- High flow rate
- Temperature range: -10 - 70°C
- 220 Volt

Article number	Description
74.00.80100	Solenoid valve 1/2" female thread 0.2 - 16 bar

ASCO 2/2 -way solenoid valve type 238. Brass body, NBR sealings.

- **Closed type without current**
- Temperature range: -20 - 50°C
- 0 - 10 bar

Article number	Description
74.00.63520	Solenoid valve 1/2" female thread - 35 ltr per min - 230V
74.00.63529	Solenoid valve 1/2" female thread - 35 ltr per min - 24V
74.00.63530	Solenoid valve 3/4" female thread - 75 ltr per min - 230V
74.00.63439	Solenoid valve 3/4" female thread - 75 ltr per min - 24V
74.00.63541	Solenoid valve 1" female thread - 166 ltr per min - 230V
74.00.63549	Solenoid valve 1" female thread - 166 ltr per min - 24V

Repair set for ASCO solenoid valves.

Article number	Description
74.00.63524	Repair set for No. 74.00.63520
74.00.63523	Repair set for No. 74.00.63530
74.00.63543	Repair set for No. 74.00.63541

Solenoid for ASCO solenoid valves.

Article number	Description
74.00.63522	Solenoid 230V for No. 74.00.63520 and 74.00.63530
74.00.63521	Solenoid 24V for No. 74.00.63529 and 74.00.63539
74.00.63540	Solenoid 24V for No. 74.00.63549
74.00.63552	Solenoid 230V for No. 74.00.63541

2/2-Way solenoid valve, pilot-operated. Brass body, stainless steel internal parts, NBR sealings.

- **Opened type without current**
- Temperature range: -10 - 90°C
- 0.3 - 16 bar

Article number	Description
74.00.12105	Solenoid valve 1/2" female thread - 63 ltr per min - 230V
74.00.22105	Solenoid valve 1/2" female thread - 63 ltr per min - 24V
74.00.12106	Solenoid valve 3/4" female thread - 183 ltr per min - 230V
74.00.22106	Solenoid valve 3/4" female thread - 183 ltr per min - 24V
74.00.12122	Solenoid valve 1" female thread - 216 ltr per min - 230V
74.00.22122	Solenoid valve 1" female thread - 216 ltr per min - 24V

2/2 -Way solenoid valve, pilot-operated. Brass body, stainless steel internal parts, NBR seal materials.

- **Closed type without current**
- Temperature range: -10 - 90°C
- 0.3 - 16 bar

Article number	Description
74.00.02105	Solenoid valve 1/2" female thread - 63 ltr per min - 230V
74.00.02106	Solenoid valve 3/4" female thread - 183 ltr per min - 230V
74.00.02122	Solenoid valve 1" female thread - 216 ltr per min - 230V



Ball valves



Itap brass ball valve, Ideal. With full water flow, 2 x female thread.

- Working pressure: max. 25 bar
- Temperature: max. 180°C

Article number	Description
74.00.63000	Ball valve 3/8"
74.00.63001	Ball valve 1/2"
74.00.63002	Ball valve 3/4"
74.00.63003	Ball valve 1"
74.00.63004	Ball valve 1 1/4"
74.00.63005	Ball valve 1 1/2"
74.00.63006	Ball valve 2"

Itap brass butterfly ball valve, Ideal. With full passage, female/male thread.



Article number	Description
14.05.34119	Butterfly ball valve 3/4"

Ball valve 3/4" male thread with removable hose connection.



Article number	Description
74.00.64100	Ball valve 3/4"

PVC ball valve with single union, female thread, strengthened with a stainless steel ring.



Article number	Description
74.00.64020	PVC ball valve 3/4" female/male thread
74.00.64030	PVC ball valve 3/4" female thread

PVC ball valve, female-male thread.

- Working pressure: max. 3 bar
- Temperature: max. 20°C



Article number	Description
74.00.64300	PVC ball valve 3/4"

Three-way ball valve. Brass chrome plated with aluminium handle.



Article number	Description
74.00.64600	3-way ball valve 3/4" female thread, red handle
74.00.64610	3-way ball valve 3/4" female thread, blue handle. For water control panel
74.00.64620	3-way ball valve 1" female thread, red handle
74.00.64630	3-way ball valve 1" female thread, blue handle. Special model for water control panel.

Back flow valves

York back flow valve. Brass body, NBR sealing and stainless steel spring.

- Max. working pressure: 12 bar
- Max. temperature: 110°C

Article number	Description
74.00.66302	Back flow valve 1/2" female thread
74.00.66303	Back flow valve 3/4" female thread
74.00.66304	Back flow valve 1" female thread

Aquabreak water flow breaking installation

Aquabreak water flow breaking installation to temporarily stop the water flow in the main drinking line to prevent soilage of the water system.

- Max. pump capacity: 4 m³ per hour
- Max. head: 47 m
- Max. water temperature: 40°C

Article number	Description
74.00.30095	Aquabreak water flow breaking installation

Water level valve

Valve to maintain the water level in various types of troughs and drinking bowls. Functions without electricity, float or sensor. Constant water level in the trough due to vacuum. With 1/2" adapter, without pipe.

- Capacity: 1-30 animals
- Pressure: Min/max: 0.5 - 3 bar
- Volume: Min/max: 2.5 - 7 ltr per min

Article number	Description
74.00.60280	Water level valve
74.00.60281	Mounting bracket for water level valve

Time clock

Time clock 220V, splashproof housing with 1 mtr connection cord for wall mounting. Day program, 15 minute minimal switching time.

Article number	Description
74.00.56000	Clock with day program



1

2

3

4

5

6

7

8

9

Water meters and water filters

Water meters



SPX liter counter QN 1.5 mm with rotary piston mechanism. Top can be turned for convenient reading. Horizontal mounting. 130 mm installation dimension.

- Max. working pressure: 10 bar
- Max. temperature: 90°C
- Max. measuring capacity: 3 m³ per hour

Article number	Description
75.00.55200	3/4" male thread, 1/2" orifice
75.00.55300	1" male thread, 3/4" orifice



Aquadis liter counter with rotary piston mechanism, class C. High accuracy at a low flow rate of ±20 ltr per hour. Horizontal and vertical mounting. Factory set for communication with the Cyble pulse emitter.

- Max. working pressure: 16 bar
- Max. temperature: 40°C

Article number	Description
75.00.55700	QN1.5 - 3/4" male thread, 15 mm orifice. 3 m ³ per hour capacity. 110 mm installation dimension
75.00.55800	QN2.5 - 1" male thread, 20 mm orifice. 5 m ³ per hour capacity. 190 mm installation dimension
75.00.55900	QN3.5 - 5/4" male thread, 25 mm orifice. 7 m ³ per hour capacity. 260 mm installation dimension



Flodis water counter with 1 rotary piston mechanism. Easily readable and factory set for communication with the Cyble pulse emitter.

- Max. working pressure: 16 bar
- Max. temperature: 30°C

Article number	Description
75.00.55710	QN1.5 - 3/4" male thread, 15 mm orifice. 3 m ³ per hour capacity. 115 mm installation dimension
75.00.55810	QN2.5 - 1" male thread, 20 mm orifice. 5 m ³ per hour capacity. 190 mm installation dimension
75.00.55910	QN3.5 - 5/4" male thread, 25 mm orifice. 7 m ³ per hour capacity. 260 mm installation dimension

Pulse emitter - Cyble



Cyble pulse emitter is a reliable technique for reading water consumption at a distance. The communication function with the Aquadis or Flodis water meter allows:

- Reading from a distance
- Process monitoring
- Leak detection

Article number	Description
75.00.58252	Cyble pulse emitter K=10 (2 wires, 24V, 0.2 amp.) gives with the Aquadis water meter 3/4" 1 pulse per ltr, including lithium battery
75.00.58253	Cyble pulse emitter K=1 (2 wires, 24V, 0.2 amp.) gives with the Flodis water meters 3/4", 1", and 5/4" and with the Aquadis water meter 1" and 5/4" 1 pulse per ltr, including lithium battery

PRO.4 Impex digital display



PRO.4 Impex digital display is designed for an accurate digital reading of water consumption. It is used with an Aquadis or Flodis water meter and Cyble pulse emitter.

- Daily use with 0 setting
- Weekly use with 0 setting
- Total water consumption is read on the water meter

Article number	Description
75.00.50070	PRO.4 Impex digital display

Water meter pulse emitter

Water meter with pulse emitter, 1 pulse per liter. 24V, 0.2 amp. contact load. QN2,5 m³ per hour capacity.

Article number	Description
75.00.82316	Water meter pulse emitter 3/4" male thread

Digital water meter

GPI electronic digital water meter is ideal for economical and accurate water measurement. Due to its compact design, it is installed directly in the pipe line. Suitable only for water.

- Accuracy: $\pm 0.5\%$.
- Measuring hours: 2000 uur; 2 AAA lithium batteries
- Reading display: cumulative total, batch total, latest reset total
- Design: nylon housing
- Max. working pressure: 10 bar
- Max. temperature: 60°C

Article number	Description
75.00.58552	Digital water meter 1" connecting, 10-100 ltr per min
75.00.58553	Lithium battery, set of 2

Water filters

NW36 large capacity water filter with easily replacable nylon filter gives minimal water pressure loss and can be used with high and low pressure. The cartridge mesh is 150 microns.

- Capacity: 12,000 ltr per hour
- Max. working pressure: 25 bar
- Max. temperature: 70°C

Article number	Description
75.00.50022	NW36 water filter, including 1" male thread coupling Parts:
75.01.52220	Filter clock
75.01.52221	O-ring for filter clock
75.01.52240	Filter cartridge 150 microns
75.01.52241	O-ring filter cartridge
75.01.52291	Coupling 1"
75.01.52260	Nut 1 1/2"
75.01.52292	O-ring for 1" coupling

NW22 water filter with stainless steel 350 micron filter cartridge.

- Capacity: 6,000 ltr per hour
- Max. working pressure: 10 bar
- Max. temperature: 70°C

Article number	Description
75.01.50020	NW22 water filter, 3/4" male thread Parts:
75.01.52002	Filter cover
75.01.52004	Filter cartridge 350 microns
75.01.52005	Filter clock



1

2

3

4

5

6

7

8

9



Arion water filter with manometer connection, brass body and stainless steel filter. Self-cleaning by back-rinse system. 300 micron filter cartridge.

- Maximal temperature: 40°C
- Maximal working pressure: 16 bar

Article number	Description
75.00.12227	Arion water filter 3/4" female thread, 6,000 ltr per hour
75.00.12228	Arion water filter 1" female thread, 8,000 ltr per hour
73.01.62800	Manometer, 2 per filter required
Parts:	
75.01.12271	Water filter glass 3/4" and 1"
75.01.12272	Internal water filter 3/4"
75.01.12282	Internal water filter 1"

Water control unit

For optimal use of the drinking system a water control unit is recommended. A water control unit consists of a filter combination to reduce and filter the water and a water meter mounted on a water-resistant panel. It is possible to connect a medicament proportioner and digital display with reset for an accurate digital reading of water consumption.

Article number	Description
30.00.51001	Water control unit 3/4"
30.00.51002	Water control unit 1"

Measuring and weighing equipment



1

2

3

4

5

6

7

8

9

Meteorological instruments

Thermometers

Mini-maxi thermometer with rain/dust cover, PVC, for wall mounting. Optional name or logo imprint. Registration range: -30°C - 50°C .

Article number	Description
76.00.78150	Mini-maxi thermometer, Celcius reading



Room thermometer, wood. Registration range: -40°C - 50°C.

Article number	Description
76.00.78180	Room thermometer, Celcius reading



Infra-red laser thermometer. This non-contact thermometer measures the surface temperature of an object quickly and easily. Including carrying case and 2 AAA batteries 1.5V.

- Measurement range: -50 - 400°C
- Accuracy: ±2%
- Response time: 1 sec

Article number	Description
76.00.78300	Infra-red laser thermometer



Hygrometers

Hygrometer, black PVC body with brass ring.

Article number	Description
76.00.78161	Hygrometer 7 cm Ø
76.00.78162	Hygrometer 10 cm Ø
76.00.78163	Hair hygrometer 10 cm Ø



Digital thermo-hygrometer

CTH5 digital thermo- hygrometer with adjustable temperature registration in Celcius or Fahrenheit and memory function. Used hanging or standing. 1 AAA battery 1.5V.

- Registration range: -10°C - 60°C / +14°F - 140°F
- Humidity: 10-99% R.H.

Article number	Description
76.00.78110	Digital thermo-hygrometer



Thermostats

Mechanical thermostats give reliable and accurate readings for heating, cooling and ventilation control in poultry and pig houses. These thermostats have a large spiral for rapid response to temperature changes and a clear temperature scale. The case is completely closed and weather-resistant. Supplied without union and nut.

- Temperature range: 0 - 40°C
- Differential: 1 - 1.5°C
- Max. load: 16 amp, 250V

Article number	Description
76.00.66116	TH 215, single thermostat
76.00.66162	T 15-2, 2 thermostats in a case. Each thermostat is individually adjusted
76.00.66001	Union and nut



Weather meters - Kestrel

The Kestrel weather meter has numerous functions to measure the actual weather conditions with unmatched accuracy and convenience. It is waterproof and durable with a hard PVC protection cover and hanging cord.

- Kestrel 1000: Measures wind speed rapidly and accurately
- Kestrel 3000: Measures temperature, relative humidity, wind chill and heat stress index.
- Kestrel 4000NV: Measures the abovementioned functions as well as barometric pressure, pressure trend and has a navigation and data display/storage. With night vision preserving backlight and computer interface capability.

Article number	Description
76.00.78100	Kestrel 1000 wind meter
76.00.78200	Kestrel 3000 weather meter
76.00.78400	Kestrel 4000NV weather meter



Weighing scales

Hanging scales - Waymaster

Waymaster hanging scale with easily readable dial. Scale has 0 setting and is supplied with a hanging hook.

Article number	Description
76.00.69005	Waymaster, 5 kg x 20 gr weighing capacity
76.00.69010	Waymaster, 10 kg x 50 gr weighing capacity
76.00.69025	Waymaster, 25 kg x 100 gr weighing capacity
76.00.69050	Waymaster, 50 kg x 200 gr weighing capacity
76.00.69100	Waymaster, 100 kg x 500 gr weighing capacity



Hanging scales - Salter

Salter hanging scale with easily readable dial. Scale has 0 setting and is supplied with two hanging hooks.

Article number	Description
76.00.79005	Salter, 5 kg x 20 gr weighing capacity
76.00.79010	Salter, 10 kg x 50 gr weighing capacity
76.00.79025	Salter, 25 kg x 100 gr weighing capacity
76.00.79050	Salter, 50 kg x 200 gr weighing capacity
76.00.79100	Salter, 100 kg x 500 gr weighing capacity




Hanging scales - digital

Junior digital hanging scale, compact and lightweight. ±0.5% accuracy.

Article number	Description
76.00.68010	Digital hanging scale, 10 kg x 10 gr weighing capacity
76.00.68025	Digital hanging scale, 25 kg x 50 gr weighing capacity



1
2
3
4
5
6
7
8
9



- 1
- 2
- 3
- 4
- 5
- 6
- 7
- 8
- 9



Egg scale - Syro

Syro egg scale, sturdy construction with hardened steel bearings.


Article number	Description
76.00.79011	Syro egg scale, 30 - 70 gr scale with callibration weight
76.00.79012	Syro egg scale, 0 - 100 gr scale without callibration weight



Egg scale digital - Salter

Salter PB-500 digital egg scale is convenient, compact and portable. 2 AAA batteries 1.5V.

Article number	Description
76.00.79013	Salter egg scale, 0.1 - 500 gr gradation



1
2
3
4
5
6
7
8
9



A

Adjustable orifice Basic-line	67
Adjustable orifice Combi-line	66
Adjustable orifice High-line	64
Aluminium profile	30
Anti-perch systems	32
Anti-stress play ball	75
AquaBreak water flow breaking installation	129
AquaGlobe drinking nipples	78
Astroturf nest padding	52
Atomist electric sprayers	116
Atomist electric sprayers and duster	116
Automatic drinker with nipple	82

B

Back flow valves	129
Ball valves	128
Basic suspension materials	36
Boot cleaner	116
Bottle holders with drinking cup	82

C

Cable clamps	98
Cage drinker - PVC	46
Cage spring locks	83
Calf and bull nipples	78
Candlers	53
Catching cage	56
Catching hook	56
Cattle nipple drinkers	78
Chain link	74
Connection pieces - nipple tubing	29
Connection pieces - PVC	90
Controle unit for flushing system	27
Cord adjusters	103

D

Digital thermo-hygrometer	134
Digital water meter	131
Dirty water detection sensor	24
Disinfection and cleaning materials	116
Disinfection and hoof mats	116
Dosatron D25RE2VF - parts	110, 111
Dosatron D25RE5VF - parts	112, 113
Dosatron D100R - parts	108, 109
Dosatron DIA4RE - parts	114, 115
Dosatron liquid dosage pumps	106
Dosatron with external adjustment - D25 series	106
Dosatron with external dosage adjustment - DIA4RE	107
Dosatron with internal adjustment	106
DRIK-O-MAT pig drinking bowl	69
Drink cups	23
Drinking and spillage water troughs	46
Drinking bowls for cows, horses and sheep	78
Drinking bowls with float	79
Drinking bowls with tube valve	80
Drinking bowl with pressure plate	78
Drinking system - accessories	29
Drinking systems for turkeys	37
Drink nipple tubing	29
Drip cups	21

E

Egg belt	53
Egg candlers and incubators	53
Egg pick-up tool	55
Egg scale digital - Salter	136
Egg scale - Syro	136
Egg washers and plucker	54
Egg washing powder	55
End air outlet set - I-Flow	25
End air outlet set - round tubing	28
End air outlet sets	28
End air outlet sets - square pipe	28
End breather sets	125
Extension pieces	82

F

Feeders - galvanized	49
Feeders - PVC	48
Feed trays	48
Feed troughs	48
Filter combinations - Braukman	118
Fitting materials	96
Fittings and couplings - PVC	87
Fittings - stainless steel	97
Float valves	94
Flushing system - I-Flow	27
Flushing system - Impex	27
Flushing system kits	27
Fountain drinkers	45

G

Geka couplings - brass	96
Girth tether chain	74
Girth tethers	73
Girth tethers and chain	73
Giveg tape	89

H

Hanging clamps - aluminium profile and PVC nipple tubing	31
Hanging clamps - nipple tubing	31
Hanging clamps - stabilizing pipe and PVC nipple tubing	31
Hanging scales - digital	135
Hanging scales - Salter	135
Hanging scales - Waymaster	135
Harp clasps	74
Heating mats and heat lamp	72
Heat lamp	73
Hose clamps	30
Hydrocare	116
Hygrometers	134

I

I-Classic poultry nipples	12
I-Classic poultry nipples - Delrin outer body	13
I-Classic poultry nipples - stainless steel	13
I-Flex NC* poultry nipples - Delrin outer body	20
I-Flex poultry nipples	14
I-Flex poultry nipples - delrin outer body	19
I-Flex poultry nipples - stainless steel	19
Impex closed water drinking systems	10
Incubators Covatutto	53
IP turkey drinker (Aquamax)	41

J

J-Clip nipple - adapters	21
--------------------------------	----

K

Kane automatic drinkers	71
Kane automatic drinkers/feeders	71
Kane dry creep feeders	71
Kane heat mats	72
Kane sorting panels	72

L

Livestock marker	74
Lyon accessories	51
Lyon blade holder bars	51
Lyon debeaker	50
Lyon debeakers	50
Lyon debeakers blade	51
Lyon mechanical drive	50

M

Manometers	119
Manure belt	53
Marking sprays and anti-stress devices	74
Marking sprays for pigs	74
Meteorological instruments	134
Mini drinker	44
Mounting clamp	89
Mounting wires	89

N

Nest padding, netlon mesh and egg belt	52
Netlon mesh matting	52
Nipple brackets - Adjustable	69
Nipple brackets, clamps and pipes	68
Nipple brackets - galvanized	68
Nipple brackets - stainless steel	68
Nipple guard	21
Nipple key	89
Nylon cord	102

O

Outlets - PVC	95
---------------------	----

P

PE couplings - Kiwa approved	93
PE couplings Plasson - Kiwa approved	92
PE tubing	91
Pig bite nipples Basic-line	66
Pig bite nipples Combi-line	64
Pig bite nipples High-line	61
Pig drinking bowls	69
Pig drinking nipples	60
Pigeon drinker	46
Piglet bite nipples Basic-line	67
Piglet bite nipples Combi-line	65
Piglet bite nipples High-line	62
Piglet drinking bowl with nipple	69
Piglet feeding/drinking dish	70
Pig nipple drinkers	59
Pig nipple drinkers Basic-line	66
Pig nipple drinkers Combi-line	64
Pig nipple drinkers ECO-line	60
Pig nipple drinkers High-line	61
Pig troughs/feeders	71
Pin saddles - galvanized	96

Pipe clamps	68
Pipe clamps and filling blocks - PVC	86
Pipe cross connectors - galvanized	96
Pipe saddles	68
Pliers	31, 88
Plucker.....	55
Plugs and O-rings	88
Plugs - galvanized stabilizing pipe	30
Plugs - PVC nipple tubing.....	29
Polyester water tanks.....	94
Polypropylene troughs.....	80
Porkyplay	75
Poultry accessories	55
Poultry drinkers - automatic.....	39
Poultry drinkers - manually operated.....	45
Poultry drinker with lid	45
Poultry drinker with nipple	45
Poultry drinker with water tank.....	45
Poultry drip and drink cups	21
Poultry feeding systems.....	48
Poultry nipples	12
Pressure reducers - Braukmann.....	118
Pressure reducers, flush and breather sets	118
Pressure regulator and end sets I-Flow	119
Pressure regulator and sets I-Flow - parts.....	120, 121
Pressure regulators.....	25
Pressure regulators and end sets - I-Flow	25
Pressure regulators - Impex.....	26
Pressure regulators - Maxiflo.....	123
PRO.4 Impex digital display	130
Pulleys	100
Pulse emitter - Cyble	130
PVC tubing and accessories	86
R	
Rabbit accessories	83
Rabbit drinking systems	82
Rabbit feeders.....	82
Rabbit nipple drinker and tubing.....	82
Rabbit nipple holder.....	82
Reduction rings and couplings - brass	97
Rotomaid egg washer.....	54
Round drinker Aquila broiler	43
Round drinker Aquila MKII	40
Round drinker Aquila - turkeys	41
Round drinker KH3	39
Round drinker Rainbow Cavalier	42
Round drinker standard	43
Round drinker TN380	44
Round glue connection pieces - PVC ..	86
Round water pipe - PVC, Kiwa approved	86
S	
Screw hooks	102
Screws, nuts and plugs	103
Seals - fiber.....	97
S-hooks	102
Slope pressure regulators	125
Slope pressure regulators	26
Solenoid valves	127
Split screws	103
Spray nipples Combi-line	65
Spray nipples High-line.....	62
Springs	102
Square glue connections - PVC	86
Stabilizing pipe - galvanized.....	30
Stainless steel pipes	68
Steel cable	97
Suspension materials for drinking system.....	36
Suspension set for drinking line.....	36
T	
Tangit PVC glue	89
Thermometers	134
Thermostats	135
Thread coupling set - brass.....	97
Tie wraps	89
Time clock	129
Tubing	90
Tubing and tubing couplings.....	90
Turkey drinking systems	37
Turkey drinking systems - complete ..	38
Turning unit	54
U	
U-brackets - galvanized	96
V	
Ventilation curtain	52
Ventilation valve - Taco	125
Victor chain	102
W	
Water control unit....., 34, 34	
Water control unit 1" - connection materials.....	36
Water control unit 3/4" - connection materials.....	35
Water control unit - parts	35
Water dosage	126
Water filters.....	131
Water flow controllers - Bermadon ..	126
Water level valve.....	129
Water meter pulse emitter	131
Water meters.....	130
Water meters and water filters	130
Water tanks and equipment	93
Water tanks - PVC	93
Weather meters - Kestrel.....	135
Weighing grip.....	55
Weighing scales.....	135
Wet feeding nipple Basic-line.....	67
Wet feeding nipples Combi-line.....	65
Wet feeding nipples - female thread High-line	63
Wet feeding nipples High-line	61
Wet feeding nipples - male thread High-line	63
Winches	99
Winches, hanging and fastening materials.....	97
Wire clips and pliers.....	83

General terms and conditions of sale, supply and payment of the private limited company Impex Barneveld B.V., with registered offices at Barneveld, registered at the Chamber of Commerce in Enschede dated May 7, 2004

Article 1 - General

In these general terms and conditions, Impex Barneveld B.V. is the company availing itself these terms and conditions, while the other party is referred to as the Purchaser.

Article 2 - Applicability

- 2.1 These general terms and conditions shall apply to all offers, agreements and tenders, and all contracts arising from these, of and/or involving Impex Barneveld B.V.
- 2.2 Only these general terms and conditions shall apply to all offers, tenders and agreements of and/or involving Impex Barneveld B.V, regardless of any (previous) references by the Purchaser to his/her own general terms and conditions. Impex Barneveld B.V. expressly rejects, and has never accepted, any general terms and conditions declared applicable by the Purchaser.
- 2.3 Any clauses deviating from the general terms and conditions of Impex Barneveld B.V. shall only be binding if they have been accepted by the latter in writing.

Article 3 - Offer and Acceptance

- 3.1 All offers from Impex Barneveld B.V. shall be without obligation unless stated otherwise in a written offer. An agreement shall be deemed to have been entered into at the point at which the written offer is accepted by Impex Barneveld B.V. or the point at which the latter commences the execution of the agreement.
- 3.2 In the event that a tender contains an offer without obligation and this offer is accepted by the Purchaser, Impex Barneveld B.V. shall be entitled to revoke this offer within 2 working days of receipt of the acceptance.
- 3.3 Descriptions in tenders shall be as accurate as possible but shall not be binding upon Impex Barneveld B.V. Impex Barneveld B.V reserves the right to make changes of a technical nature. Impex Barneveld B.V. and its suppliers reserve the right to make changes to their products at their own discretion, be it with regard to materials, construction or form, without prior notice.
- 3.4 An agreement shall only be binding upon Impex Barneveld B.V. if confirmed in writing by the management or an authorized deputy manager. Orders accepted by representatives or other intermediaries/ persons, for or on behalf of Impex Barneveld B.V., shall then be legally accepted, after they have been confirmed in writing by Impex Barneveld B.V., in accordance with the above.

- 3.5 The cancellation of orders may only take place with written permission from Impex Barneveld B.V., which, in this case, shall be entitled to charge a cancellation fee of a minimum of 15% of the value of the cancelled order, excluding VAT.

Article 4 - Delivery

- 4.1 Stated delivery times shall never be regarded as firm deadlines. In the event of late delivery, Impex Barneveld B.V. must be given notice of default in writing. Impex Barneveld B.V. shall never be held liable for consequences arising as a result of exceeding the delivery time.
- 4.2
 - a) Unless otherwise agreed in writing, delivery shall be ex works. In this case, the goods shall be at the expense and risk of the Purchaser ex works.
 - b) Impex Barneveld B.V. shall be entitled to deliver goods in parts. In this case, each part delivery shall be regarded as a separate transaction.
- 4.3 Impex Barneveld B.V. shall be entitled to suspend the delivery for so long as a Purchaser fails to fulfill all his/ her obligations towards Impex Barneveld B.V. This suspension shall apply until the point at which the Purchaser has fulfilled these obligations.

Article 5 - Prices

- 5.1 All prices shall be in euros, apply to delivery ex works (warehouse or workshop) and exclude VAT, other levies imposed by the government, any transport costs and packaging.
- 5.2 In the event that changes occur in the factors determining cost price, such as, but not limited to, changes in prices of essential auxiliary materials, raw materials or parts of the goods to be supplied and/ or changes in currency exchange rates, transportation costs, social security charges, import duties and other taxes, Impex Barneveld B.V. shall be entitled to incorporate these charges in the price.
- 5.3 Price increases resulting from additions and/or changes to the order shall be paid by the Purchaser in all cases.

Article 6 - Payment

- 6.1 Payment must be made, without any deductions, by the Purchaser within 30 days of the date of the invoice, unless otherwise agreed in writing. Set-offs shall not be permitted.
- 6.2 All terms of payment shall be regarded as firm deadlines.
- 6.3 Impex Barneveld B.V. shall be entitled to demand advance payment, cash payment or payment of securities at all times.

- 6.4 In the event that Impex Barneveld B.V. has any claim against the Purchaser not arising from goods supplied or yet to be supplied, or from work carried out or yet to be carried out on behalf of the Purchaser, such as in respect of a claim due to defaults in respect of such agreements, payments received from the Purchaser shall first and foremost serve as payment for these claims.
- 6.5 Payments made by the Purchaser shall always serve in the first instance to settle all interest and costs owed, and subsequently to settle the longest outstanding invoices, even if the Purchaser states that the settlement relates to a later invoice.
- 6.6
- a) In the event that the Purchaser fails to fulfill one or more payment obligations, or fails to do so on time or in full, the Purchaser shall be deemed to be in default by virtue of law and the Purchaser shall, without any requirement for notice of default, owe Impex interest from the due date of the invoice equal to the statutory interest on trade agreements as referred to in Article 6:119 a of the Civil Code. This interest is equal to the refinancing rate, which is fixed by the European Central Bank before its most recent basic refinancing operation to take place before the first calendar day of the six-month period in question, increased by 7%.
- b) In addition, all legal and extra-judicial costs shall be charged to the Purchaser. The extra-judicial costs shall be calculated on the basis of the "Rapport Voorwerk II" and the accompanying "Staffel voor Kantonrechtters" [costing table for subdistrict courts].

Article 7 - Retention of title

- 7.1 Upon delivery of the goods, the risk, but not the title of the goods shall be transferred to the Purchaser. All goods sold and supplied by Impex Barneveld B.V. to the Purchaser shall remain the property of Impex Barneveld B.V. for so long as the Purchaser has not fulfilled the claims of Impex Barneveld B.V. under the terms of these or similar agreements, and for so long as the Purchaser has not fulfilled the claims of Impex Barneveld B.V. due to failure to perform such agreements, including claims in respect of penalties, interest and costs.
- 7.2 So long as the Purchaser has not fulfilled his/her claims, he/she shall not be entitled to establish a right of pledge or a non-possessory pledge on goods supplied by Impex Barneveld B.V. and he/she undertakes, at the first request of Impex Barneveld B.V., to declare to third parties wishing to establish such a right of pledge on them that he/she is not authorized to do so. Furthermore, the Purchaser undertakes that he/she shall not sign any deeds as a result of which a pledge on the goods shall be established.
- 7.3 Insofar as Impex Barneveld B.V. cannot exercise a claim to retention of title, as referred to in Article 7.1 of these

terms and conditions, it shall transfer the supplied goods to the Purchaser subject to a non-possessory pledge.

- 7.4 In the event that the Purchaser fails to fulfill his/her obligations towards Impex Barneveld B.V., Impex Barneveld B.V. shall be entitled to establish a pledge on all movable property belonging to the Purchaser, presently as well as in the future, whether or not supplied by Impex Barneveld B.V., and on present as well as future claims from the Purchaser on third parties.
- 7.5 In relation to the relevant stipulations in this Article, the Purchaser shall be obliged to provide cooperation in the drawing up and signing of a pledge agreement. The costs of this shall be charged to the Purchaser.
- 7.6 In the event that the Purchaser fails to fulfill the obligations arising from Articles 7.1 up to and including 7.5, he/she shall be liable to forfeit a penalty, payable immediately, of Euro 2,500 (in words: two thousand five hundred euros) per day and/or part day that the Purchaser remains in default of his/her obligations arising from Articles 7.1 up to and including 7.5, without prejudice to the right of Impex Barneveld B.V. to claim full compensation.

Article 8 - Right of retention

- 8.1 Without prejudice to the legal right of retention, Impex Barneveld B.V. shall be entitled to retain any of the Purchaser's goods to which he/she has a title until complete settlement of all payment owed, for whatever reason, by the Purchaser to Impex Barneveld B.V., unless the Purchaser has furnished adequate security with regard to this claim. Impex Barneveld B.V. shall also have the right of retention in the event that the Purchaser has been granted a provisional moratorium on payment, or he/she has been declared bankrupt.
- 8.2 In the event that the Purchaser fails to fulfill his/her (payment) obligations, Impex Barneveld B.V. shall be entitled, after giving notice of default, to reclaim the supplied goods, which, pursuant to the stipulation included in Article 7, have remained its property, as a result of which the (purchase) agreement shall be dissolved without the need for legal intervention. The Purchaser shall be obliged to grant Impex Barneveld B.V., or third parties appointed by the latter, access to the place(s) at which the supplied goods are located in order that they can be reclaimed by Impex Barneveld B.V.

Article 9 - Claims

- 9.1 The Purchaser shall be obliged to inspect the goods thoroughly for defects immediately after delivery and to inform Impex Barneveld B.V. without delay in writing in the event that any defects are discovered. In the event that the Purchaser fails to inform Impex Barneveld B.V. in writing of any defects, which could have been observed upon thorough inspection, within 8 days of

the delivery date, the Purchaser shall be deemed to be satisfied with the condition in which the goods purchased were supplied and all claims against Impex Barneveld B.V. regarding defects shall lapse.

- 9.2 The Purchaser may no longer make a claim for a defect in the performance that could not have been observed upon an initial thorough inspection (as stated in Article 10.1) if he/she has not protested to Impex Barneveld B.V. by registered letter regarding this matter within 8 days after he/she has observed or reasonably should have observed the defect. The Purchaser shall be deemed to be familiar with the functioning of the goods and shall undertake to instruct users accordingly.
- 9.3 The Purchaser must provide Impex Barneveld B.V. with the opportunity to rectify any defects at any time.
- 9.4 The Purchaser shall lose all rights and authority which he had with regard to defects if he/she fails to submit a complaint and/or has failed to give Impex Barneveld B.V. the opportunity to repair the defects and/or has failed to take the necessary care to discover the defects as quickly as possible within the periods stated above. The Purchaser shall also lose all rights and authority which he/she had with regard to defects if the goods are treated, processed, used, soiled or damaged in any way following delivery by Impex Barneveld B.V.
- 9.5 The Purchaser shall be obliged to prove that the goods with regard to which he/she has submitted a complaint are in fact goods that have been supplied by Impex Barneveld B.V.
- 9.6 Immediately following receipt of a complaint, Impex Barneveld B.V. must be given the opportunity to assess the complaint(s). In the event that Impex Barneveld B.V. is of the opinion that the complaint is justified, it shall, at its discretion, either pay compensation up to a maximum of the invoiced value of the supplied goods, or replace the supplied goods free of charge following their return in their original condition. Impex Barneveld B.V. shall not be obliged to pay any further compensation or expenses reimbursement, however named.
- 9.7 The Purchaser shall only be entitled to return goods following prior written agreement between Impex Barneveld B.V. and the Purchaser in this regard.
- 9.8 If Impex Barneveld B.V. reclaims goods under the terms of Article 10.7, it shall be entitled to carry out a technical inspection of the returned goods, even if the packaging is unopened, and to charge the Purchaser a fee at 10% of the gross sale price in that regard. In this case, Impex Barneveld B.V. shall also charge a fixed amount of Euro 25 for the partial reimbursement of administrative costs, warehouse handling and accounting procedures.

Article 10 - Guarantee

- 10.1 Impex Barneveld B.V. shall, for the duration of the guarantee period, be liable for the soundness of goods it sells or supplies.
- 10.2 Impex Barneveld B.V. shall assume liability for all defects that are proven to be inherent to any goods supplied by Impex insofar as these constitute manufacturing or material faults, assuming any relevant complaints are effected in writing within the guarantee period, or the periods stated under Article 10.
- 10.3 The guarantee shall apply insofar as it is specified on a guarantee certificate or in any separate guarantee agreement, subject to the terms and conditions stipulated in the guarantee having been met.
- 10.4 Impex Barneveld B.V. shall also bear liability for any defects in the execution of installation work it has itself carried out, on condition that any such defects have been brought to its attention within 8 days of the work having been carried out.
- 10.5 The guarantee shall include the repair or replacement, free of charge, of any defective goods, or as yet executing properly the improperly executed order, the choice to be made by Impex Barneveld B.V. In the event that in the opinion of Impex, it is no longer possible or purposeful for Impex to repair defective goods, to supply up-to-standard goods or to rectify any work carried out, the Purchaser shall be entitled to receive a credit, the maximum amount of which shall be equivalent to the invoiced value of the goods and/or services provided.
- 10.6 Claims against the guarantee shall expire in the event that:
- a) the Purchaser omits to inform Impex Barneveld B.V. without delay or within the periods stated under Article 10 of any possible defects.
 - b) Impex Barneveld B.V. is not provided with an opportunity to rectify the defects
 - c) the Purchaser and/or third parties carry out any work without the prior knowledge or consent of Impex Barneveld B.V. in relation to any goods supplied by Impex Barneveld B.V. or any work carried out by it, and/or in the event that the Purchaser or third parties make improper use of the goods and/or in the event that no maintenance is carried out or it is carried out incorrectly, and/or in the event that changes are made either by the Purchaser or a third party.

Article 11 - Liability and warranty

- 11.1 Without detriment to the remaining stipulations of the present terms and conditions, no liability shall be borne by Impex Barneveld B.V. in respect of losses, whatever may be the cause thereof, including all direct or indirect losses, such as consequential loss or loss of profits. This shall not apply in the case of liability for losses willfully caused by Impex Barneveld B.V. or losses arising

as a result of gross negligence on the part of Impex Barneveld B.V., its employees and/or agents.

11.2 Insofar as any liability may rest with Impex Barneveld N.V., whatever may be the cause thereof, such liability shall be limited to the equivalent of the invoiced amount. It shall, by mutual agreement, be permissible to deviate from this stipulation in cases in which the effects of the stipulations contained in this section give rise to outcomes that are wholly unreasonable.

11.3 Liability on the part of Impex Barneveld B.V. shall at all times be limited to an amount for which Impex Barneveld B.V. is insured. As at 1 January 2004, the maximum amount payable per event shall amount to Euro 2.268.901,08. The maximum amount payable by the insurance, per annum, shall be Euro 4.537.802,--.

11.4 Claims for damages that arise as a result of the above shall be notified to Impex Barneveld B.V., in writing, no later than 8 days after they occur or following such time as the Purchaser was able to observe the damage. Non-compliance with this requirement may result in a lapse of any claim for payment of damages by the Purchaser.

11.5 Impex Barneveld B.V. shall not be liable for damage that occurs to its product, or for damage incurred by third party products that was caused by an external cause. External causes shall include, but shall not be confined to, damage arising as a result of the water quality.

11.6 In the event that the Purchaser is located outside of the Netherlands and the Purchaser itself arranges for the transportation of the goods, the Purchaser shall remain liable to Impex Barneveld B.V. in respect of the actual export of the said goods from the Netherlands.

Article 12 - Exemption from tax claims

12.1 The Purchaser shall hold Impex Barneveld B.V. harmless in respect of all claims for taxation and in particular of those that relate to turnover tax and/or third parties, in the event that the Purchaser does not act in accordance with the above.

Article 13 - Force majeure

13.1 Impex Barneveld B.V. shall not be obliged to fulfill any obligation, in the event that it is prevented from doing so as a result of a circumstance that is beyond its control and for which it is not liable in accordance with the law, a legal judgement or generally accepted legal doctrine.

13.2 In the event that Impex Barneveld B.V. is prevented from fulfilling its obligations in accordance with this Agreement, as a result of extraordinary circumstances, including, but not limited to, industrial disputes, fires, or a delay in the supply of raw materials, and/or semi-finished goods, whether these occur at the premises of Impex Barneveld B.V. or its suppliers, Impex Barneveld

B.V. shall be entitled to execute the Agreement within a reasonable period, or, in the event that fulfillment within a reasonable period is impossible, to declare the Agreement to be terminated, either in part or in full.

13.3 In the instances referred to in items 13.1 and 13.2, the Purchaser shall not be entitled to terminate the Agreement and/or to receive compensation/damages, except for compensation as a result of a delay in performing the contract.

Article 14 - Software

14.1 The Purchaser shall not be permitted, without the prior, written consent of Impex Barneveld B.V. to dismantle, decompile, reverse engineer, integrate, combine with other hardware, copy, reproduce, propagate, translate, amend, implement variations or change the supplied software and/or program either wholly or in part, except where the law so allows.

14.2 Should the stipulations in the preceding paragraph be infringed, the Purchaser shall forfeit an immediately claimable penalty of EURO 25.000,00 per infringement to Impex Barneveld, without prejudice to the right/title of Impex Barneveld to compensation of the whole damage as a result of the infringement.

Article 15 - Applicable law and disputes

15.1 All agreements entered into by Impex Barneveld B.V. shall be exclusively subject to the laws of the Netherlands.

15.2 In the event that in accordance with the stipulations of the relevant legislation, a dispute is referred to a court of law, the Local Court of Arnhem, or the court authorized in accordance with the law, shall have jurisdiction. The final choice in this regard shall rest with Impex Barneveld B.V.



Innovative
drinking
technology



Impex Barneveld B.V.

Industrial park 'De Harselaar' West

Harselaarseweg 129, 3771 MA Barneveld - Holland

P.O. Box 20, 3770 AA Barneveld - Holland

Phone: +31 (0)342 416 641

Fax: +31 (0)342 412 826

E-mail: info@impex.nl

Impex Gainesville Inc.

2170 Hilton Drive, P.O. Box 3097

Gainesville, GA 30503

USA

Phone: (770) 534-1590 / 1-800-255-5024

Fax: (770) 534-0406

E-mail: impex-usa@att.net

www.impex.nl